



# INTERPUMP

FLUID SOLUTIONS 

Powered by I.M.M. Hydraulics

## Hydraulic Hoses and Accessories

2020





# **Hydraulic Hoses and Accessories**

**International Standard  
High Performance  
Solution for Applications  
Thermoplastic Hoses  
P.T.F.E. Hoses  
Accessories**

We have also available the following catalogues

Carbon Steel fittings

One-Piece fittings

Stainless Steel fittings

Premium Adaptors & Tube Connectors

Machines

Quick Couplings

MGQUIX



# International Standard



Single / Double  
Wire Braid

**TFD0012**



Hypress One 1SN

4

**TFD0022**



Hypress Two 2SN

5

**TFE001K**



INTERPUMP Hypress  
1SC

6

**TFE002K**



INTERPUMP Hypress  
2SC

7

**TFA201K**



Hypress EASY K 1SC

8

**TFA202K**



Hypress EASY K 2SC

9

Isobaric

**TFS0017**



INTERPUMP Hypress  
R17

10

Four Wire  
Spiral

**TFD04SP**



Hypress 4SP

11

**TFDM4SP**



INTERPUMP Hypress  
4SP

12



**TFSM012**



INTERPUMP Hypress  
R12

13

Textile

**TFS0006**



Hypress UniLock

14

**TFE02TE**



Hypress 2TE

15

**TFS0003**



EN854 SAE 100R3

16

**TFD03TE**



EN 854 3TE

17

Suction Line

**TFS0004**



INTERPUMP Hy-VACUUM - SAE 100R4

18



**TFS0005**



SAE 100R5

19



# INTERPUMP Hypress One 1SN

## TFD0012

APPLICATIONS :



APPLICABLE SPECS. :

EXCEEDS EN 853 1SN - SAE 100R1AT - ISO 1436 1SN

NO-SKIVE hose. Exceed Burst specification. Impulse tested up to double requirement. Reduced bending radius. Lightness.

**Internal hose:** Synthetic rubber, extruded whole without joints, of uniform thickness.

**Reinforcement:** 1 steel wire braid.

**Covering:** Anti-abrasive synthetic rubber, resistant to oils, fuels and atmospheric conditions.

**Recommended fluid:** Mineral and biological oils, glycol-water based, water, lubricants.

**Operating temperature:** from -40 to +100°C (intermittent 120°C), from -40 to +70° C for water based fluids, from 0 to +70°C water.

Part number	ID		OD	Max WP		Min BP		Min BR		Weight		Ferrule
	in	mm	mm	bar	psi	bar	psi	mm	inch	kg/m	lb/ft	
TFD0012-04	1/4"	6.4	12.8	225	3263	900	13052	50	1.97	0.198	0.133	001C-04
TFD0012-05	5/16"	8.0	14.4	215	3118	860	12472	60	2.36	0.237	0.159	001C-05
TFD0012-06	3/8"	9.5	16.9	180	2610	720	10440	70	2.76	0.301	0.202	001C-06
TFD0012-08	1/2"	12.7	19.9	160	2320	640	9280	90	3.54	0.361	0.242	001C-08
TFD0012-10	5/8"	16.0	23.1	130	1885	520	7540	100	3.94	0.456	0.305	001C-10
TFD0012-12	3/4"	19.0	27.2	105	1523	420	6092	120	4.72	0.574	0.384	001C-12
TFD0012-16	1 "	25.4	35.2	88	1276	352	5104	150	5.91	0.848	0.568	001C-16
TFD0012-20	1.1/4"	31.8	42.6	63	914	250	3625	210	8.27	1.080	0.723	001C-20
TFD0012-24	1.1/2"	38.1	49.6	50	725	200	2900	250	9.84	1.340	0.897	001C-24
TFD0012-32	2"	50.8	63.0	40	580	160	2320	320	12.60	1.840	1.232	001C-32



Available with steel plated braided sleeve version ( in case of order use code TFC0012 ) or stainless steel braided sleeve version ( in case of order use code TFI0012 )

MARKING: Available also embossed brand version. In case of order use TFD0012N.

**ih INTERPUMP** **Hypress 1SN** EXCEEDS EN 853 1SN/SAE 100R1AT - DN 10 I.D. 3/8" - W.P. 180 bar/2610 psi

# INTERPUMP Hypress Two 2SN TFD0022

## APPLICATIONS :



## APPLICABLE SPECS. :

EXCEEDS EN 853 2SN - SAE 100R2AT - ISO 1436 2SN

NO-SKIVE hose. Exceed Burst specification. Impulse tested up to double requirement. Reduced bending radius. Lightness.

**Internal hose:** Synthetic rubber, extruded whole without joints, of uniform thickness.

**Reinforcement:** 2 high tensile steel wire braids.

**Covering:** Anti-abrasive synthetic rubber, resistant to oils, fuels and atmospheric conditions.

**Recommended fluid:** Mineral and biological oils, glycol-water based, water, lubricants.

**Operating temperature:** from -40 to +100°C (intermittent 120°C), from -40 to +70° C for water based fluids, from 0 to +70°C water.

Part number	ID		OD	Max WP		Min BP		Min BR		Weight		Ferrule
	in	mm	mm	bar	psi	bar	psi	mm	inch	kg/m	lb/ft	
	TFD0022-04	1/4"	6.4	14.3	400	5800	1600	23200	50	1.97	0.323	
TFD0022-05	5/16"	8.0	15.9	350	5075	1400	20300	60	2.36	0.380	0.254	0022-05
TFD0022-06	3/8"	9.5	18.5	330	4785	1320	19200	70	2.76	0.474	0.317	0022-06
TFD0022-08	1/2"	12.7	21.5	275	3988	1100	15952	90	3.54	0.561	0.376	0022-08
TFD0022-10	5/8"	16.0	24.7	250	3625	1000	14500	100	3.94	0.623	0.437	0022-10
TFD0022-12	3/4"	19.0	28.8	215	3118	860	12472	120	4.72	0.850	0.569	0022-12
TFD0022-16	1"	25.4	37.2	165	2393	660	9572	150	5.91	1.279	0.856	0022-16
TFD0022-20	1.1/4"	31.8	46.5	125	1813	500	7250	210	8.27	1.855	1.242	0022-20
TFD0022-24	1.1/2"	38.1	53.1	90	1305	360	5220	250	9.84	2.015	1.349	0022-24
TFD0022-32	2"	50.8	65.8	80	1160	320	4640	320	12.60	2.690	1.800	0022-32




Available with steel plated braided sleeve version ( in case of order use code TFC0022 ) or stainless steel braided sleeve version ( in case of order use code TFI0022 )

Available also embossed brand version. In case of order use TFD0022N.

# INTERPUMP Hypress 1SC

## TFE001K

### APPLICATIONS :



### APPLICABLE SPECS. :

EXCEED EN 857 1SC - ISO 11237

NO-SKIVE hose. Exceed Burst specification. Impulse tested up to double requirements.

**Internal hose:** Synthetic rubber, extruded whole without joints, of uniform thickness.

**Reinforcement:** 1 steel wire braid.

**Covering:** Anti-abrasive synthetic rubber, resistant to oils, fuels and atmospheric conditions.

**Recommended fluid:** Mineral and biological oils, glycol-water based, water, lubricants.

**Operating temperature:** from -40 to +120°C (intermittent 135°C), from -40 to +70° C for water based fluids, from 0 to +70°C water.

Part number	ID		OD	Max WP		Min BP		Min BR		Weight		Ferrule
	in	mm	mm	bar	psi	bar	psi	mm	inch	kg/m	lb/ft	
TFE001K-03	3/16"	4.8	10.7	225	3263	900	13050	40	1,57	0.150	0.101	001C-03
TFE001K-04	1/4"	6.4	12.3	225	3263	900	13050	50	1.969	0.182	0.122	001C-04
TFE001K-05	5/16"	8.0	13.5	215	3118	860	12325	55	2.165	0.203	0.136	001C-05
TFE001K-06	3/8"	9.5	15.7	180	2610	720	10440	60	2.362	0.248	0.167	001C-06
TFE001K-08	1/2"	12.7	18.9	160	2320	640	9280	70	2.756	0.341	0.229	001C-08
TFE001K-10	5/8"	16.0	22.4	130	1885	520	7540	90	3.543	0.421	0.283	001C-10
TFE001K-12	3/4"	19.0	25.9	105	1523	420	6090	100	3.937	0.492	0.330	001C-12
TFE001K-16	1 "	25.4	33.7	88	1276	352	5104	180	7.087	0.742	0.499	001C-16

MARKING: Available also embossed brand version. In case of order use code TFE001KN.



# INTERPUMP Hypress 2SC TFE002K

## APPLICATIONS :



## TYPE APPROVAL :

LLOYD'S



## APPLICABLE SPECS. :

EXCEED EN 857 2SC - SAE 100 R16 - ISO 11237

Compact hose with low bend radius (R16). NO-SKIVE solution. Exceed standard Burst requirements. Impulse tested up to double requirements.

**Internal hose:** Synthetic rubber, extruded whole without joints, of uniform thickness.

**Reinforcement:** 2 high tensile steel wire braids.

**Covering:** Anti-abrasive synthetic rubber, resistant to oils, fuels and atmospheric conditions.

**Recommended fluid:** Mineral and biological oils, glycol-water based, water, lubricants.


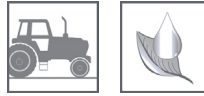
**Operating temperature:** from -40 to +120°C (intermittent 135°C), from -40 to +70° C for water based fluids, from 0 to +70°C water.

Part number	ID		OD	Max WP		Min BP		Min BR		Weight		Ferrule
	in	mm	mm	bar	psi	bar	psi	mm	inch	kg/m	lb/ft	
	TFE002K-04	1/4"	6.4	13.3	400	5800	1600	23200	50	1.969	0.281	
TFE002K-05	5/16"	8.0	14.8	350	5075	1400	20300	55	2.165	0.327	0.220	001C-05
TFE002K-06	3/8"	9.5	17.1	330	4785	1320	19140	65	2.559	0.418	0.281	001C-06
TFE002K-08	1/2"	12.7	20.4	275	3988	1100	15950	90	3.543	0.525	0.353	001C-08
TFE002K-10	5/8"	16.0	23.5	250	3625	1000	14500	100	3.937	0.627	0.421	001C-10
TFE002K-12	3/4"	19.0	27.6	215	3118	860	12470	120	4.724	0.782	0.526	001C-12
TFE002K-16	1"	25.4	35.8	165	2393	660	9570	150	5.906	1.176	0.790	001C-16

Available also embossed brand version. In case of order use TFE002KN.

# Hypress EASY K 1SC TFA201K

## APPLICATIONS :



## APPLICABLE SPECS. :

EN 857 1SC - ISO 11237

Compact hose according to EN 857 ISO 11237. NO-SKIVE solution. Smooth cover.

**Internal hose:** Synthetic rubber, extruded whole without joints, of uniform thickness.

**Reinforcement:** 1 high tensile steel wire braids.

**Covering:** Smooth synthetic rubber, resistant to oils, fuels and atmospheric conditions

**Recommended fluid:** Mineral and biological oils, glycol-water based, water, lubricants.

**Operating temperature:** from -40 to +100°C, from -40 to +70° C for water based fluids, from 0 to +70°C water.

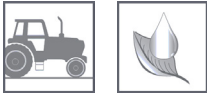
Part number	ID		OD	Max WP		Min BP		Min BR		Weight		Ferrule
	in	mm	mm	bar	psi	bar	psi	mm	inch	kg/m	lb/ft	
	TFA201K-04	1/4"	6.4	12.3	225	3263	900	13050	75	2.953	0.182	
TFA201K-05	5/16"	8.0	13.5	215	3118	860	12470	85	3.346	0.203	0.136	001C-05
TFA201K-06	3/8"	9.5	15.7	180	2610	720	10440	90	3.543	0.248	0.167	001C-06
TFA201K-08	1/2"	12.7	18.9	160	2320	640	9280	130	5.118	0.341	0.229	001C-08
TFA201K-10	5/8"	16.0	22.4	130	1885	520	7540	150	5.906	0.421	0.283	001C-10
TFA201K-12	3/4"	19.0	25.9	105	1523	420	6090	180	7.087	0.491	0.330	001C-12
TFA201K-16	1 "	25.4	33.7	88	1276	352	5104	230	9.056	0.740	0.499	001C-16

MARKING: Mylar version

**II Hypress Easy K EN 857 - 1SC DN 19 I.D. 3/4" - W.P. 105 BAR/3118 PSI**

# Hypress EASY K 2SC TFA202K

## APPLICATIONS :



## APPLICABLE SPECS. :

EN 857 2SC - ISO 11237

Compact hose according to EN 857 ISO 11237. NO-SKIVE solution. Smooth cover.

**Internal hose:** Synthetic rubber, extruded whole without joints, of uniform thickness.

**Reinforcement:** 2 high tensile steel wire braids.

**Covering:** Smooth synthetic rubber, resistant to oils, fuels and atmospheric conditions.

**Recommended fluid:** Mineral and biological oils, glycol-water based, water, lubricants.

**Operating temperature:** from -40 to +100°C, from -40 to +70° C for water based fluids, from 0 to +70°C water.

Part number	ID		OD	Max WP		Min BP		Min BR		Weight		Ferrule
	in	mm	mm	bar	psi	bar	psi	mm	inch	kg/m	lb/ft	
	TFA202K-04	1/4"	6.4	13.3	400	5800	1600	23200	75	2.953	0.281	
TFA202K-05	5/16"	8.0	14.8	350	5075	1400	20300	85	3.346	0.327	0.220	001C-05
TFA202K-06	3/8"	9.5	17.1	330	4785	1320	19140	90	3.543	0.418	0.281	001C-06
TFA202K-08	1/2"	12.7	20.0	275	3988	1100	15950	130	5.118	0.525	0.353	001C-08
TFA202K-10	5/8"	16.0	23.2	250	3625	1000	14500	170	6.693	0.627	0.421	001C-10
TFA202K-12	3/4"	19.0	27.6	215	3118	860	12470	200	7.874	0.782	0.526	001C-12
TFA202K-16	1 "	25.4	35.8	165	2393	660	9570	250	9.843	1.176	0.790	001C-16

Mylar version

**ih Hypress Easy K EN 857 - 2SC DN 6 I.D. 1/4" - W.P. 400 BAR/5800 PSI**

# INTERPUMP Hypress R17

## TFS0017

### APPLICATIONS :



### APPLICABLE SPECS. :

SAE 100R17 - SAE J 517 - ISO 11237 R17

Isobaric pressure rating 210 bar/3000 psi. No skive compact hose.

**Internal hose:** Synthetic rubber, extruded whole without joints, of uniform thickness.

**Reinforcement:** High tensile steel. 1 braid up to size 1/2", 2 braids from size 5/8" onwards.

**Covering:** Anti-abrasive synthetic rubber, resistant to oils, fuels and atmospheric conditions.

**Recommended fluid:** Mineral and biological oils, glycol-water based, water, lubricants.

**Operating temperature:** from -40 to +100°C (intermittent 120°C), from -40 to +70° C for water based fluids, from 0 to +70°C water.

Part number	ID		OD	Max WP		Min BP		Min BR		Weight		Ferrule
	in	mm	mm	bar	psi	bar	psi	mm	inch	kg/m	lb/ft	
TFS0017-03	3/16"	4.8	10.5	210	3045	840	12180	40	0.787	0.150	0.101	001C-03
TFS0017-04	1/4"	6.4	12.3	210	3045	840	12180	50	1.969	0.185	0.124	001C-04
TFS0017-05	5/16"	7.9	13.5	210	3045	840	12180	55	2.165	0.196	0.132	001C-05
TFS0017-06	3/8"	9.5	15.7	210	3045	840	12180	65	2.559	0.256	0.172	001C-06
TFS0017-08	1/2"	12.7	19.4	210	3045	840	12180	90	3.543	0.378	0.254	001C-08
TFS0017-10	5/8"	16.0	23.5	210	3045	840	12180	100	3.937	0.624	0.419	001C-10
TFS0017-12	3/4"	19.0	27.6	210	3045	840	12180	120	4.724	0.764	0.513	001C-12
TFS0017-16	1 "	25.4	36.2	210	3045	840	12180	150	5.906	1.233	0.829	001C-16

MARKING: Available also embossed brand version. In case of order use code TFS0017N.

# Hypress 4SP

## TFD04SP

### APPLICATIONS :



### APPLICABLE SPECS. :

EN 856 4SP - ISO 3862 4SP

4 high tensile spiral high flexibility. High ozone and abrasion resistance.

**Internal hose:** Synthetic rubber, extruded whole without joints, of uniform thickness.

**Reinforcement:** 4 steel wire spirals.

**Covering:** Anti-abrasive synthetic rubber, resistant to oils, fuels and atmospheric conditions.

**Recommended fluid:** Hydraulic fluids petroleum based (mineral oils), glycol-water based, water, lubricants.

**Operating temperature:** from -40 to +100°C (intermittent 120°C), from -40 to +70° C for water based fluids, from 0 to +70°C water.

Part number	ID		OD	Max WP		Min BP		Min BR		Weight	
	in	mm	mm	bar	psi	bar	psi	mm	inch	kg/m	lb/ft
	TFD04SP-04	1/4"	6.4	17.8	450	6525	1800	26100	150	5.906	0.592
TFD04SP-06	3/8"	9.5	21.2	445	6453	1780	25810	180	7.087	0.790	0.531
TFD04SP-08	1/2"	12.7	24.3	415	6018	1660	24070	230	9.055	0.940	0.632
TFD04SP-10	5/8"	16.0	28.0	350	5075	1400	20300	250	9.843	1.125	0.756
***TFD04SP-12	3/4"	19.0	32.0	350	5075	1400	20300	300	11.811	1.497	1.006
***TFD04SP-16	1 "	25.4	39.5	280	4060	1120	16240	340	13.386	2.150	1.445
***TFD04SP-20	1.1/4"	31.8	50.8	210	3045	840	12180	460	18.11	3.157	2.122
***TFD04SP-24	1.1/2"	38.1	57.2	185	2683	740	10730	560	22.047	3.713	2.495
***TFD04SP-32	2 "	50.8	69.8	165	2393	660	9570	660	25.984	4.870	3.273



Available with steel plated braided sleeve version ( in case of order use code TFCM4SP) or stainless steel braided sleeve version ( in case of order use code TFIM4SP)

\*\*\*Biological oils compatibility

Available also embossed brand version. In case of order use TFD04SPN.

# INTERPUMP Hypress 4SP

## TFDM4SP

### APPLICATIONS :



### TYPE APPROVAL :

MED, DNV - GL, BV, MSHA

### APPLICABLE SPECS. :

EN 856 4SP - ISO 3862 4SP

4 high tensile spiral high flexibility. MSHA cover. Exceeding burst requirements.

**Internal hose:** Synthetic rubber, extruded whole without joints, of uniform thickness.

**Reinforcement:** 4 steel wire spirals.

**Covering:** Anti-abrasive synthetic rubber, resistant to oils, fuels and atmospheric conditions.

**Recommended fluid:** Hydraulic fluids petroleum based (mineral oils), glycol-water based, water, lubricants.

**Operating temperature:** from -40 to + 100° C petroleum based fluids (Intermittent 120°C), from -40 to +70° C for water based fluids, from 0 to +70°C water.

Part number	ID		OD	Max WP		Min BP		Min BR		Weight	
	in	mm	mm	bar	psi	bar	psi	mm	inch	kg/m	lb/ft
	TFDM4SP-04	1/4"	6.4	17.8	450	6525	1800	26100	150	5.906	0.592
TFDM4SP-06	3/8"	9.5	21.2	445	6453	1780	25810	180	7.087	0.790	0.531
TFDM4SP-08	1/2"	12.7	24.3	415	6018	1660	24070	230	9.055	0.940	0.632
TFDM4SP-10	5/8"	16.0	28.0	350	5075	1400	20300	250	9.843	1.125	0.756
TFDM4SP-12	3/4"	19.0	32.0	350	5075	1400	20300	300	11.811	1.497	1.006
TFDM4SP-16	1 "	25.4	39.5	280	4060	1120	16240	340	13.386	2.150	1.445
TFDM4SP-20	1.1/4"	31.8	50.8	210	3045	840	12180	460	18.11	3.157	2.122
TFDM4SP-24	1.1/2"	38.1	57.2	185	2683	740	10730	560	22.047	3.713	2.495
TFDM4SP-32	2 "	50.8	69.8	165	2393	660	9570	660	25.984	4.870	3.273



Available with steel plated braided sleeve version ( in case of order use code TFCM4SP) or stainless steel braided sleeve version ( in case of order use code TFIM4SP)

MARKING: Available also embossed brand version. In case of order use code TFDM4SPN.

**ih INTERPUMP** **Hypress 4SP** ISO 3862/EN 856 - DN 10 I.D. 3/8" - W.P. 445 BAR/6453

# INTERPUMP Hypress R12 TFSM012

## APPLICATIONS :



## TYPE APPROVAL :

MSHA



## APPLICABLE SPECS. :

EN 856 R12 - SAE 100R12 - ISO 3862 R12

High flexibility. Burst pressure exceeding standards. MSHA cover.

**Internal hose:** Synthetic rubber, extruded whole without joints, of uniform thickness.

**Reinforcement:** 4 steel wire spirals.

**Covering:** Anti-abrasive synthetic rubber, resistant to oils, fuels and atmospheric conditions. MSHA Cover.

**Recommended fluid:** Hydraulic fluids petroleum based (mineral oils), glycol-water based, water, lubricants.

**Operating temperature:** from -40 to + 121° C petroleum based fluids (Intermittent 125°C), from -40 to +70° C for water based fluids, from 0 to +70°C water.

Part number	ID		OD	Max WP		Min BP		Min BR		Weight		Ferrule
	in	mm	mm	bar	psi	bar	psi	mm	inch	kg/m	lb/ft	
	TFSM012-06	3/8"	9.5	20.2	280	4060	1580	22910	95	3.74	0.717	
TFSM012-08	1/2"	12.7	23.8	280	4060	1400	20300	110	4.331	0.881	0.592	0009-08
TFSM012-10	5/8"	16.0	27.4	280	4060	1300	18850	130	5.118	1.049	0.705	0009-10
TFSM012-12	3/4"	19.0	30.6	280	4060	1300	18850	145	5.709	1.222	0.821	0009-12 (*)
TFSM012-16	1 "	25.4	37.9	280	4060	1200	17400	210	8.268	1.795	1.207	0009-16 (*)
TFSM012-20	1.1/4"	31.8	47.5	210	3045	1000	14500	240	9.449	2.780	1.868	0009-20
TFSM012-24	1.1/2"	38.1	53.8	176	2552	1000	14500	480	18.898	3.230	2.171	0009-24
TFSM012-32	2 "	50.8	67.0	176	2552	850	12325	600	23.622	4.290	2.883	004H-32

(\*) Available no skive solutions with ferrule BMC1-12, BMC1-16

Available also embossed brand version. In case of order use TFSM012N.

**ih INTERPUMP** ■ ■ **Hypress R12** ISO 3862/EN 856 - DN 16 I.D. 5/8" - W.P. 280 BAR/4060 PSI - MSHA IC-242/2

# Hypress UniLock TFS0006

## APPLICATIONS :



## APPLICABLE SPECS. :

SAE 100R6 - EN 854 1TE

Unilock fittings series, easy assembly, no tools or clamps required. Safety factor 4:1. Do not use for compressed air braking systems and circuits subject to high pressure impulses.

**Internal hose:** Oil resistant synthetic rubber.

**Reinforcement:** 1 textile braid.

**Covering:** Synthetic rubber resistant to oils, fuels and atmospheric conditions.

**Recommended fluid:** Hydraulic fluids petroleum based (mineral oils), glycol-water based, water, lubricants.

**Operating temperature:** from -40 to +100° C petroleum based fluids, from -40 to +70° C for water based fluids, from 0 to +70°C water.

Part number	ID		Max WP		Max WP Unilock		Min BR		Weight		Ferrule
	in	mm	bar	psi	bar	psi	mm	inch	kg/m	lb/ft	
	TFS0006I03	3/16"	4.8	34	490	-	-	50	1.969	0.099	
TFS0006I04	1/4"	6.4	28	400	28	400	65	2.559	0.100	0.067	0007-04
TFS0006I05	5/16"	8.0	28	400	* - on request		75	2.953	0.125	0.084	0007-05
TFS0006I06	3/8"	9.5	28	400	28	400	75	2.953	0.150	0.101	0007-06
TFS0006I08	1/2"	12.7	28	400	28	400	100	3.937	0.200	0.134	0007-08
TFS0006I10	5/8"	16.0	24	350	-	-	125	4.921	0.250	0.168	0007-10
TFS0006I12	3/4"	19.0	21	300	21	305	150	5.906	0.300	0.202	0007-12
TFS0006I16	1 "	25.4	20	290	12	174	135	5.315	0.450	0.302	0007-16


MARKING: White ink-jet branded (customization not possible)



# Hypress 2TE

## TFE02TEI

### APPLICATIONS :



### APPLICABLE SPECS. :

EN 854 2TE

Braided hose textile.

**Internal hose:** Oil resistant synthetic rubber.

**Reinforcement:** 2 textile braids.

**Covering:** Synthetic rubber resistant to oils, fuels and atmospheric conditions.

**Recommended fluid:** Hydraulic fluids petroleum based (mineral oils), glycol-water based, water, lubricants.

**Operating temperature:** from -40 to +100° C petroleum based fluids, from -40 to +70° C for water based fluids, from 0 to +70°C water.

Part number	ID		OD	Max WP		Min BP		Min BR		Weight		Ferrule
	in	mm	mm	bar	psi	bar	psi	mm	inch	kg/m	lb/ft	
	TFE02TEI03	3/16"	4.8	11.8	80	1160	320	4640	35	1.378	0.118	
TFE02TEI04	1/4"	6.4	13.4	75	1088	300	4350	40	1.575	0.140	0.094	0007-04
TFE02TEI05	5/16"	8.0	14.9	68	986	272	3944	50	1.969	0.154	0.103	0007-05
TFE02TEI06	3/8"	9.5	16.5	63	914	252	3654	60	2.362	0.179	0.120	0007-06
TFE02TEI08	1/2"	12.7	19.7	58	841	232	3364	70	2.756	0.226	0.152	0007-08
TFE02TEI10	5/8"	16.0	23.9	50	725	200	2900	90	3.543	0.312	0.210	0007-10
TFE02TEI12	3/4"	19.0	27.0	45	653	180	2610	110	4.331	0.342	0.230	0007-12
TFE02TEI16	1 "	25.4	34.4	40	580	160	2320	150	5.906	0.483	0.325	0007-16

MARKING: White ink-jet branded (customization not possible)

# EN854 SAE 100R3 TFS0003

## APPLICATIONS :



## APPLICABLE SPECS. :

SAE 100R3 - ISO 4079

Braided hose textile.

**Internal hose:** Oil resistant synthetic rubber.

**Reinforcement:** 2 textile braids.

**Covering:** Synthetic rubber resistant to oils, fuels and atmospheric conditions.


**Recommended fluid:** Hydraulic fluids petroleum based (mineral oils), glycol-water based, water, lubricants.

**Operating temperature:** from -40 to +100° C petroleum based fluids, from -40 to +70° C for water based fluids.

Part number	ID		OD	Max WP		Min BP		Min BR		Weight		Ferrule
	in	mm	mm	bar	psi	bar	psi	mm	inch	kg/m	lb/ft	
TFS0003-03	3/16"	4.8	12.7	103	1494	412	5974	76	2.992	0.129	0.087	0003-03
TFS0003-04	1/4"	6.4	14.3	86	1247	344	4988	80	3.15	0.160	0.108	0003-04
TFS0003-05	5/16"	8.0	17.5	83	1204	332	4814	102	4.016	0.250	0.168	0003-05
TFS0003-06	3/8"	9.5	19.1	78	1131	312	4524	102	4.016	0.280	0.188	0003-06
TFS0003-08	1/2"	12.7	23.8	69	1001	276	4002	127	5	0.410	0.276	0003-08
TFS0003-10	5/8"	16.0	27.0	60	870	240	3480	140	5.512	0.470	0.316	0003-10
TFS0003-12	3/4"	19.0	31.8	52	754	208	3016	152	5.984	0.650	0.437	0003-12
TFS0003-16	1 "	25.4	38.1	39	566	156	2262	203	7.992	0.830	0.558	0003-16
TFS0003-20	1.1/4"	31.8	44.5	26	377	104	1508	254	10	1.000	0.672	0003-20

# EN 854 3TE TFD03TE

## APPLICATIONS :



## APPLICABLE SPECS. :

EN 854 3TE

Braided hose textile.

**Internal hose:** Oil resistant synthetic rubber.

**Reinforcement:** Textile braids.

**Covering:** Synthetic rubber resistant to oils, fuels and atmospheric conditions.

**Recommended fluid:** Hydraulic fluids petroleum based, glycol-water based, lubricant.

**Operating temperature:** from -40 to + 100° C petroleum based fluids, from -40 to +70° C for water based fluids, from 0 to +70°C water.

Part number	ID		OD	Max WP		Min BP		Min BR		Weight		Ferrule
	in	mm	mm	bar	psi	bar	psi	mm	inch	kg/m	lb/ft	
	TFD03TE-03	3/16"	4.8	12.8	160	2320	640	9280	40	1.575	0.200	
TFD03TE-04	1/4"	6.4	14.4	145	2103	580	8410	45	1.772	0.180	0.121	0003-04
TFD03TE-05	5/16"	8.0	16.9	130	1885	520	7540	55	2.165	0.240	0.161	0003-05
TFD03TE-06	3/8"	9.5	18.5	110	1595	440	6380	70	2.756	0.260	0.175	0003-06
TFD03TE-08	1/2"	12.7	21.7	93	1349	372	5394	85	3.346	0.330	0.222	0003-08
TFD03TE-10	5/8"	16.0	25.9	80	1160	320	4640	105	4.134	0.440	0.296	0003-10
TFD03TE-12	3/4"	19.0	29.0	70	1015	280	4060	130	5.118	0.490	0.329	0003-12
TFD03TE-16	1 "	25.4	35.9	55	798	220	3190	150	5.906	0.670	0.450	0003-16
TFD03TE-20	1.1/4"	31.8	42.3	45	653	180	2610	190	7.48	0.830	0.558	0003-20
TFD03TE-24	1.1/2"	38.1	49.6	40	580	160	2320	240	9.449	1.050	0.706	0003-24
TFD03TE-32	2 "	50.8	62.3	33	479	132	1914	300	11.811	0.200	0.134	*

# INTEPUMP Hy-VACUUM - SAE 100R4

## TFS0004

APPLICATIONS :



APPLICABLE SPECS. :

SAE 100R4

Biological oils compatibility - High Ozone Resistance - Half Bend Radius

**Internal hose:** Oil resistant synthetic rubber.

**Reinforcement:** 2 textile braids + 1 spiral braid.

**Covering:** Synthetic rubber resistant to oils, fuels and atmospheric conditions.

**Recommended fluid:**Hydraulic fluids petroleum based, glycol-water based, lubricants.

**Operating temperature:** from -40 to +100°C continuous +70°C for water based fluids

Part number	ID		OD	Max WP		Min BP		Min BR		Weight		Ferrule
	in	mm	mm	bar	psi	bar	psi	mm	inch	kg/m	lb/ft	
	TFS0004-12	3/4"	19.0	29.0	21	315	84	1260	60	2.4	0.610	
TFS0004-16	1 "	25.0	35.0	17	255	68	1020	75	3.0	0.750	0.510	012N-16
TFS0004-20	1.1/4"	32.0	42.0	14	210	56	840	100	3.9	0.920	0.620	012N-20
TFS0004-24	1.1/2"	38.0	48.5	10	158	42	630	127	5.0	1.140	0.770	012N-24
TFS0004-32	2 "	51.0	63.0	7	105	28	420	150	5.9	1.810	1.210	012N-32
TFS0004-40	2.1/2"	63.5	76.0	4	60	16	240	178	7.0	2.430	1.640	012N-40
TFS0004-48	3 "	76.0	89.0	4	60	16	240	230	9.1	2.990	2.010	012N-48



Available with steel plated braided sleeve version ( in case of order use code TFC0004) or stainless steel braided sleeve version ( in case of order use code TFI0004)

MARKING: Available only "mylar"

**ih INTERPUMP** **Hy-Vacuum SAE 100 R4 - DN 63 I.D. 2 1/2" - W.P. 4 BAR/62 PSI**

# SAE 100R5 TFS0005

## APPLICATIONS :



## APPLICABLE SPECS. :

SAE 100R5

Abrasion resistant textile braid cover. NO -SKIVE solution available.

**Internal hose:** Synthetic rubber, extruded whole without joints, of uniform thickness.

**Reinforcement:** 1 steel wire braid.

**Covering:** Textile braided cover.

**Recommended fluid:** Hydraulic fluids petroleum based (mineral oils), glycol-water based, water, lubricants.

**Operating temperature:** from -40 to + 100° C petroleum based fluids (Intermittent 120°C), from -40 to +70° C for water based fluids, from 0 to +70°C water.

Part number	ID		OD	Max WP		Min BP		Min BR		Weight		Ferrule
	in	mm	mm	bar	psi	bar	psi	mm	inch	kg/m	lb/ft	
	TFS0005-04	3/16"	4.8	13.2	210	3045	840	12180	75	2.953	0.190	
TFS0005-05	1/4"	6.4	14.8	210	3045	840	12180	85	3.346	0.224	0.151	0003-04
TFS0005-06	5/16"	7.9	17.2	157	2277	628	9106	100	3.937	0.283	0.190	0003-05
TFS0005-08	13/32"	10.3	19.5	140	2030	560	8120	115	4.528	0.350	0.235	0003-06
TFS0005-10	1/2"	12.7	23.4	122	1769	488	7076	140	5.512	0.473	0.318	0003-08
TFS0005-12	5/8"	15.9	27.4	105	1523	420	6090	165	6.496	0.617	0.415	0003-10
TFS0005-16	7/8"	22.2	31.4	56	812	224	3248	185	7.283	0.570	0.383	0003-12
TFS0005-20	1.1/8"	28.6	38.1	43	624	172	2494	230	9.055	0.795	0.534	*
TFS0005-24	1.3/8"	34.9	44.5	35	508	140	2030	265	10.433	1.020	0.685	*
TFS0005-32	1.13/16"	46.0	56.4	24	348	96	1392	335	13.189	1.420	0.954	*






\* Ask to our Technical Dept.

MARKING: White ink-jet branded (customization not possible)




# High Performance

in



	<b>TFDC011B</b>  INTERPUMP COM-PRESSOR 23		<b>TFDH011B</b>  INTERPUMP HyCelsius 1SN 24	<b>TFDH021B</b>  INTERPUMP HyCelsius 2SN 25
---	---	---	--	---

	<b>TFDL011N</b>  INTERPUMP HyFreeze 1SN 26	<b>TFDL021N</b>  INTERPUMP HyFreeze 2SN 27		<b>TFEM02KN</b>  INTERPUMP HyOzone 28
--	--	--	---	---

	<b>TFE2PF2</b>  INTERPUMP PilotFlex 120 29	<b>TFE0P15</b>  INTERPUMP Pilot Plus 150 30		<b>THD0021</b>  INTERPUMP Kaizen 2SN 31
---	--	---	--	---

	<b>THE001K</b>  INTERPUMP Hipac 1SC 32	<b>THE002K</b>  INTERPUMP Hipac 2SC 33	<b>THE003K</b>  INTERPUMP Hipac 3SC 34	
---	--	--	---	---



## THE201K



INTERPUMP LongLife  
1SC

35

## THE202K



INTERPUMP LongLife  
2SC

36



MARATHON

## THE2M2K



INTERPUMP MARA-  
THON 2SC

37



Green Spirals

## THDB4SH



BIO - FLEX

38

## TFDR4SH



INTERPUMP HyGreen  
4SH

39

## TFDG013



INTERPUMP HyGreen  
R13

40

## TFDG015




INTERPUMP HyGreen  
R15

41

# INTERPUMP COMPRESSOR

## TFDC011B

APPLICATIONS :



APPLICABLE SPECS. :

IMM - EXCEED EN 853 1SN

Pin pricked hose for compressor. Do not use with bio-oil.

**Internal hose:** Synthetic rubber, extruded whole without joints, of uniform thickness.

**Reinforcement:** 1 steel wire braid.

**Covering:** Anti-abrasive synthetic rubber, resistant to oils, fuels and atmospheric conditions.

**Recommended fluid:** Mineral oils, glycols and polyglycols, transmission fluids, air, air with oil vapours, mineral oils in aqueous emulsion (up to +212°F/ + 100°C).

**Operating temperature:** from -40 to +120°C (intermittent 135°C).


Part number	ID		OD	Max WP		Min BP		Min BR		Weight		Ferrule
	in	mm	mm	bar	psi	bar	psi	mm	inch	kg/m	lb/ft	
TFDC011B04	1/4"	6.4	13.4	225	3263	900	13050	100	3.937	0.24	0.161	0001-04
TFDC011B05	5/16"	8.0	15.0	215	3118	850	12325	115	4.528	0.278	0.187	0001-05
TFDC011B06	3/8"	9.5	17.4	180	2610	720	10440	130	5.118	0.367	0.247	0001-06
TFDC011B08	1/2"	12.7	20.6	160	2320	640	9280	180	7.087	0.437	0.294	0001-08
TFDC011B10	5/8"	16.0	23.7	130	1885	520	7540	200	7.874	0.524	0.352	0001-10
TFDC011B12	3/4"	19.0	27.7	105	1523	420	6090	240	9.449	0.653	0.439	0001-12
TFDC011B16	1 "	25.4	35.6	88	1276	350	5075	300	11.811	1.001	0.673	0001-16
TFDC011B20	1.1/4"	31.8	43.5	63	914	250	3625	420	16.535	1.435	0.964	0001-20
TFDC011B24	1.1/2"	38.1	54.6	50	725	200	2900	500	19.685	1.711	1.150	0001-24
TFDC011B32	2 "	50.8	66.9	40	580	160	2320	630	24.803	2.357	1.584	0001-32

Compressed air applications require additional safety devices. Hoses are not designed and not approved for "air brake" applications.

MARKING: Available only embossed)

# INTERPUMP HyCelsius 1SN TFDH011B

## APPLICATIONS :



## APPLICABLE SPECS. :

EN 853 1SN SAE 100R1AT

Wide range temperature resistance. Hoses are not designed and not approved for "air brake" applications on railway and/or mobile equipment. Do not use with compressor.

**Internal hose:** Synthetic rubber, extruded whole without joints, of uniform thickness.

**Reinforcement:** 1 steel wire braid.

**Covering:** Anti-abrasive synthetic rubber, resistant to oils, fuels and atmospheric conditions.

**Recommended fluid:** Hydraulic fluids petroleum based (mineral oils), glycol-water based, water, lubricants.

**Operating temperature:** from -40 to +135°C (intermittent 140°C).

Part number	ID		OD	Max WP		Min BP		Min BR		Weight		Ferrule
	in	mm	mm	bar	psi	bar	psi	mm	inch	kg/m	lb/ft	
	TFDH011B04	1/4"	6.4	13.4	225	3263	900	13050	100	3.937	0,225	
TFDH011B05	5/16"	8.0	15.0	215	3118	860	12325	115	4.528	0,252	0.169	0001-05
TFDH011B06	3/8"	9.5	17.4	180	2610	720	10440	130	5.118	0,337	0.226	0001-06
TFDH011B08	1/2"	12.7	20.6	160	2320	640	9280	180	7.087	0,404	0.271	0001-08
TFDH011B10	5/8"	16.0	23.7	130	1885	520	7540	200	7.874	0,476	0.320	0001-10
TFDH011B12	3/4"	19.0	27.7	105	1523	420	6090	240	9.449	0,601	0.404	0001-12
TFDH011B16	1 "	25.4	35.6	88	1276	352	5075	300	11.811	0,903	0.607	0001-16
TFDH011B20	1.1/4"	31.8	43.5	63	914	252	3625	420	16.535	1,272	0.855	0001-20
TFDH011B24	1.1/2"	38.1	50.8	50	725	200	2900	500	19.685	1,596	1.073	0001-24
TFDH011B32	2 "	50.8	63.6	40	580	160	2320	630	24.803	2,222	1.493	0001-32
TFDH011B40	2.1/2"	63.5	77.4	30	435	120	1741	760	29.921	2.755	1.851	0001-40


Available also with black cover. In case of order use TFDH011N.

MARKING: Available only embossed)

# INTERPUMP HyCelsius 2SN

## TFDH021B

APPLICATIONS :



**APPLICABLE SPECS. :**  
EN 853 2SN - SAE 100R2AT

Wide range temperature resistance. Hoses are not designed and not approved for "air brake" applications on railway and/or mobile equipment. Do not use with compressor.

**Internal hose:** Synthetic rubber, extruded whole without joints, of uniform thickness.

**Reinforcement:** 2 high tensile steel wire braids.

**Covering:** Anti-abrasive synthetic rubber, resistant to oils, fuels and atmospheric conditions.

**Recommended fluid:**Hydraulic fluids petroleum based (mineral oils), glycol-water based, water, lubricants.

**Operating temperature:** from -40 to +135°C (intermittent 140°C).

Part number	ID		OD	Max WP		Min BP		Min BR		Weight		Ferrule
	in	mm	mm	bar	psi	bar	psi	mm	inch	kg/m	lb/ft	
	TFDH021B04	1/4"	6.4	15.0	400	5800	1600	23200	100	3.937	0,357	
TFDH021B05	5/16"	8.0	16.6	350	5075	1400	20300	115	4.528	0,413	0.278	0002-05
TFDH021B06	3/8"	9.5	19.0	330	4785	1320	19140	130	5.118	0,521	0.350	0002-06
TFDH021B08	1/2"	12.7	22.2	275	3988	1100	15950	180	7.087	0,616	0.414	0002-08
TFDH021B10	5/8"	16.0	25.4	250	3625	1000	14500	200	7.874	0,749	0.503	0002-10
TFDH021B12	3/4"	19.0	29.3	215	3118	850	12325	240	9.449	0,920	0.618	0002-12
TFDH021B16	1 "	25.4	38.1	165	2393	650	9425	300	11.811	1,375	0.924	0002-16

Available also with black cover. In case of order use TFDH021N.

MARKING: Available only embossed)

# INTERPUMP HyFreeze 1SN

## TFDL011N

### APPLICATIONS :



### APPLICABLE SPECS. :

EN 853 1SN - SAE 100R1AT

Suitable for very cold environments.

**Internal hose:** Synthetic rubber, extruded whole without joints, of uniform thickness.

**Reinforcement:** 1 steel wire braid.

**Covering:** Anti-abrasive synthetic rubber, resistant to oils, fuels and atmospheric conditions.

**Recommended fluid:** Mineral and biological oils, glycol-water based, water, lubricants.

**Operating temperature:** from -40 to +100°C, min. external temperature -50°C.


Part number	ID		OD	Max WP		Min BP		Min BR		Weight		Ferrule
	in	mm	mm	bar	psi	bar	psi	mm	inch	kg/m	lb/ft	
	TFDL011N04	1/4"	6.4	13.4	225	3263	900	13050	100	3.937	0.231	
TFDL011N05	5/16"	8.0	15.0	215	3118	850	12325	115	4.528	0.254	0.171	0001-05
TFDL011N06	3/8"	9.5	17.4	180	2610	720	10440	130	5.118	0.338	0.227	0001-06
TFDL011N08	1/2"	12.7	20.6	160	2320	640	9280	180	7.087	0.415	0.279	0001-08
TFDL011N10	5/8"	16.0	23.7	130	1885	520	7540	200	7.874	0.477	0.321	0001-10
TFDL011N12	3/4"	19.0	27.7	105	1523	420	6090	240	9.449	0.618	0.415	0001-12
TFDL011N16	1 "	25.4	35.6	88	1276	350	5075	300	11.811	0.901	0.605	0001-16

MARKING: Available only embossed)

# INTERPUMP HyFreeze 2SN

APPLICATIONS :

## TFDL021N



APPLICABLE SPECS. :

EN 853 2SN - SAE 100R2AT

Suitable for very cold environments.

**Internal hose:** Synthetic rubber, extruded whole without joints, of uniform thickness.  
**Reinforcement:** 2 high tensile steel wire braids.  
**Covering:** Anti-abrasive synthetic rubber, resistant to oils, fuels and atmospheric conditions.  
**Recommended fluid:** Mineral and biological oils, glycol-water based, water, lubricants.  
**Operating temperature:** from -40 to +100°C, min. external temperature -50°C.

Part number	ID		OD	Max WP		Min BP		Min BR		Weight		Ferrule
	in	mm	mm	bar	psi	bar	psi	mm	inch	kg/m	lb/ft	
	TFDL021N04	1/4"	6.4	15.0	400	5800	1600	23200	100	3.937	0.36	
TFDL021N05	5/16"	8.0	16.6	350	5075	1400	20300	115	4.528	0.416	0.280	0002-05
TFDL021N06	3/8"	9.5	19.0	330	4785	1320	19140	130	5.118	0.525	0.353	0002-06
TFDL021N08	1/2"	12.7	22.2	275	3988	1100	15950	180	7.087	0.62	0.417	0002-08
TFDL021N10	5/8"	16.0	25.4	250	3625	1000	14500	200	7.874	0.752	0.505	0002-10
TFDL021N12	3/4"	19.0	29.3	215	3118	850	12325	240	9.449	0.923	0.620	0002-12
TFDL021N16	1 "	25.4	38.1	165	2393	650	9425	300	11.811	1.377	0.925	0002-16
TFDL021N20	1.1/4"	31.8	48.3	125	1813	500	7250	420	16.535	1.99	1.337	0002-20
TFDL021N24	1.1/2"	38.1	54.6	90	1305	360	5220	500	19.685	2.318	1.557	0002-24
TFDL021N32	2 "	50.8	66.9	80	1160	320	4640	630	24.803	3.15	2.117	0002-32

MARKING: Available only embossed)

# INTERPUMP HyOzone TFEM02KN

## APPLICATIONS :




## TYPE APPROVAL :

MSHA

## APPLICABLE SPECS. :

EXCEED EN 857 2SC - SAE 100R16



Compact hose with low bend radius. Outstanding ozone resistance. Superior weather and UV resistance.

**Internal hose:** Synthetic rubber, extruded whole without joints, of uniform thickness.

**Reinforcement:** 2 high tensile steel wire braids.

**Covering:** Anti-abrasive synthetic rubber, resistant to oils, fuels and atmospheric conditions.

**Recommended fluid:** Mineral and biological oils, glycol-water based, water, lubricants.

**Operating temperature:** from -40 to +120°C (intermittent 135°C), from -40 to +70° C for water based fluids.

Part number												
	ID		OD	Max WP		Min BP		Min BR		Weight		
	in	mm	mm	bar	psi	bar	psi	mm	inch	kg/m	lb/ft	
TFEM02KN04	1/4"	6.4	13.3	400	5800	1600	23200	50	1.969	0.281	0.189	001C-04
TFEM02KN05	5/16"	8.0	14.8	350	5075	1400	20300	55	2.165	0.33	0.222	001C-05
TFEM02KN06	3/8"	9.5	17.1	330	4785	1320	19140	65	2.559	0.418	0.281	001C-06
TFEM02KN08	1/2"	12.7	20.4	275	3988	1100	15950	90	3.543	0.525	0.353	001C-08
TFEM02KN10	5/8"	16.0	23.5	250	3625	1000	14500	100	3.937	0.627	0.421	001C-10
TFEM02KN12	3/4"	19.0	27.6	215	3118	860	12470	120	4.724	0.782	0.526	001C-12
TFEM02KN16	1 "	25.4	35.8	165	2393	660	9570	150	5.906	1.176	0.790	001C-16


MARKING: Available only embossed)



# INTERPUMP PilotFlex 120

## TFE2PF2

### APPLICATIONS :



### APPLICABLE SPECS. :

IMM SPECIFICATION

Smooth cover with high abrasion resistance. User friendly and Easy to Handle configuration. Extreme compactness and flexibility with the lowest bend radius. Tested up 1.000.000 cycles. Safety factor 4:1.

**Internal hose:** Synthetic rubber, extruded whole without joints, of uniform thickness.

**Reinforcement:** 1 high tensile steel wire braid.

**Covering:** Smooth synthetic rubber, resistant to oils, fuels and atmospheric conditions.

**Recommended fluid:** Mineral and biological oils, glycol-water based, water, lubricants.

**Operating temperature:** from -40 to +100°C (intermittent 120°C), from -40 to +70°C for water based fluids, from 0 to +70°C water.

Part number	ID		OD	Max WP		Min BP		Min BR		Weight		Ferrule
	in	mm	mm	bar	psi	bar	psi	mm	inch	kg/m	lb/ft	
	TFE2PF2-03	3/16"	4.8	9.0	120	1750	480	7000	20	0.787	0.10	
TFE2PF2-04	1/4"	6.4	10.7	120	1750	480	7000	25	0.984	0.13	0.087	001C-04
TFE2PF2-05	5/16"	8.0	13.0	120	1750	480	7000	30	1.181	0.19	0.130	001C-05

Size 03 and 04 available with reduced fittings 001C-03SW and 001C-04SW / 0350-03-02SW and 0350-04-02SW.

MARKING: Available only "mylar"



INTERPUMP



Pilot Flex 120


DN 5 I.D. 3/16" - W.P. 12 MPa/1750 psi



# INTERPUMP Pilot Plus 150

## TFE0P15

### APPLICATIONS :



### APPLICABLE SPECS. :

IMM SPECIFICATION

Lightweight. Compact design. High flexibility. Tested up 1.000.000 impulse cycles at rated working pressure.

**Internal hose:** Synthetic rubber, extruded whole without joints, of uniform thickness.

**Reinforcement:** 1 high tensile steel wire braid.

**Covering:** Anti-abrasive synthetic rubber, resistant to oils, fuels and atmospheric conditions.

**Recommended fluid:** Mineral and biological oils, glycol-water based, water, lubricants.

**Operating temperature:** from -40 to +120°C (intermittent 135°C), from -40 to +70° C for water based fluids, from 0 to +70°C water.

Part number	ID		OD	Max WP		Min BP		Min BR		Weight		Ferrule
	in	mm	mm	bar	psi	bar	psi	mm	inch	kg/m	lb/ft	
	TFE0P15-03	3/16"	4.8	10.5	150	2175	600	8700	20	0.787	0.15	
TFE0P15-04	1/4"	6.4	11.5	150	2175	600	8700	25	0.984	0.163	0.109	001C-04
TFE0P15-05	5/16"	8.0	13.1	150	2175	600	8700	30	1.181	0.193	0.130	001C-05
TFE0P15-06	3/8"	9.5	14.8	150	2175	600	8700	40	1.575	0.224	0.150	001C-06
TFE0P15-08	1/2"	12.7	17.5	150	2175	600	8700	50	1.969	0.251	0.168	001C-08

Available on request in the version with smooth cover (in case of order use the code TFE1P15)

MARKING: Available only "mylar"

**ih INTERPUMP** **Pilot Plus 150** DN 5 I.D. 3/16" - W.P. 15 MPa/2175 PSI

# INTERPUMP Kaizen 2SN

## THD0021



### APPLICATIONS :



### TYPE APPROVAL :

MED, DNV - GL, RINA, BV, LLOYD'S

### APPLICABLE SPECS. :

IMM - EXCEED EN 853 2SN - ISO 1436 2SN

NO-SKIVE hose. Exceed EN specification. Impulse tested up to 1.000.000 cycles MED certificate ( ISO 15540/15541).

**Internal hose:** Synthetic rubber, extruded whole without joints, of uniform thickness.

**Reinforcement:** 2 high tensile steel wire braids.

**Covering:** Anti-abrasive synthetic rubber, resistant to oils, fuels and atmospheric conditions.

**Recommended fluid:** Mineral and biological oils, glycol-water based, water, lubricants.

**Operating temperature:** from -40 to +120°C (intermittent 135°C), from -40 to +70° C for water based fluids, from 0 to +70°C water.

Part number	ID		OD	Max WP		Min BP		Min BR		Weight		Ferrule
	in	mm	mm	bar	psi	bar	psi	mm	inch	kg/m	lb/ft	
THD0021-03	3/16"	4.8	13.5	420	6090	1750	25375	50	1.969	0.317	0.213	0022-03
THD0021-04	1/4"	6.4	15.0	420	6090	1750	25375	50	1.969	0.353	0.237	0022-04
THD0021-05	5/16"	8.0	16.6	360	5220	1500	21750	60	2.362	0.416	0.280	0022-05
THD0021-06	3/8"	9.5	19.0	350	5075	1450	21025	70	2.756	0,515	0.346	0022-06
THD0021-08	1/2"	12.7	22.2	290	4205	1200	17400	90	3.543	0,608	0.409	0022-08
THD0021-10	5/8"	16.0	25.4	250	3625	1100	15950	110	4.331	0,740	0.497	0022-10
THD0021-12	3/4"	19.0	29.3	215	3118	900	13050	130	5.118	0,909	0.611	0022-12
THD0021-16	1 "	25.4	38.1	175	2538	700	10150	170	6.693	1,355	0.911	0022-16
THD0021-20	1.1/4"	31.8	48.3	140	2030	560	8120	390	15.354	2.035	1.368	0022-20
THD0021-24	1.1/2"	38.1	54.6	125	1813	500	7250	460	18.110	2.3	1.546	0022-24
THD0021-32	2 "	50.8	66.9	90	1305	420	6090	600	23.622	3.14	2.110	0022-32

MARKING: Available also embossed brand version. In case of order use code THD0021N.

# INTERPUMP Hipac 1SC THE001K

## APPLICATIONS :




## TYPE APPROVAL :

BV, NKK, KR

## APPLICABLE SPECS. :

EXCEED EN 857 1SC, ISO 11237 1SC



NO-SKIVE tube. High abrasion resistance. Exceeding standard operating and burst pressure. Easy assembly.

**Internal hose:** Synthetic rubber, extruded whole without joints, of uniform thickness.

**Reinforcement:** 1 high tensile steel wire braids.

**Covering:** Anti-abrasive synthetic rubber, resistant to oils, fuels and atmospheric conditions.

**Recommended fluid:** Mineral and biological oils, glycol-water based, water, lubricants.

**Operating temperature:** from -40 to +120°C (intermittent 135°C), from -40 to +70° C for water based fluids, from 0 to +70°C water.

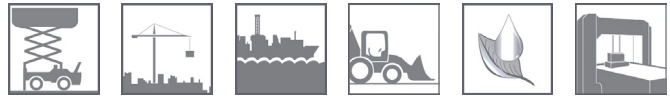
Part number	ID		OD	Max WP		Min BP		Min BR		Weight		Ferrule
	in	mm	mm	bar	psi	bar	psi	mm	inch	kg/m	lb/ft	
	THE001KN04	1/4"	6.4	12.3	250	3625	1120	16240	50	1.969	0.182	
THE001KN05	5/16"	8.0	13.5	250	3625	1000	14500	55	2.165	0.210	0.141	001C-05
THE001KN06	3/8"	9.5	15.7	250	3625	1000	14500	60	2.362	0.248	0.167	001C-06
THE001KN08	1/2"	12.7	18.9	200	2900	800	11600	70	2.756	0.391	0.263	001C-08
THE001KN10	5/8"	16.0	22.4	150	2175	600	8700	90	3.453	0.410	0.276	001C-10
THE001KN12	3/4"	19.0	26.0	150	2175	600	8700	100	3.937	0.534	0.359	001C-12
THE001KN16	1 "	25.4	33.7	110	1595	440	6380	180	7.087	0.742	0.499	001C-16
THE001KN20	1.1/4"	31.8	41.1	100	1450	400	5800	210	8.268	1.11	0.746	001C-20
THE001KN24	1.1/2"	38.1	48.6	90	1305	360	5220	300	11.811	1.39	0.934	001C-24
THE001KN32	2 "	50.8	61.5	75	1088	300	4350	400	15.748	1.94	1.304	001C-32
THE001KN40	2.1/2"	63.5	73.5	50	725	200	2900	700	29.134	2.22	1.492	001C-40
THE001KN48	3"	76.2	86.0	40	580	160	2320	860	33.858	2.315	1.556	001C-48

MARKING: Available only embossed)

# INTERPUMP Hipac 2SC THE002K



## APPLICATIONS :



## TYPE APPROVAL :

MED, DNV - GL, RINA, BV, LLOYD'S

## APPLICABLE SPECS. :

IMM - EXCEED DIN EN 857 2SC - ISO 11237 2SC

NO-SKIVE hose. Exceed EN specification. Impulse tested up to 1.000.000 cycles MED certificate ( ISO 15540/15541).

**Internal hose:** Synthetic rubber, extruded whole without joints, of uniform thickness.

**Reinforcement:** 2 high tensile steel wire braids.

**Covering:** Anti-abrasive synthetic rubber, resistant to oils, fuels and atmospheric conditions.

**Recommended fluid:** Mineral and biological oils, glycol-water based, water, lubricants.


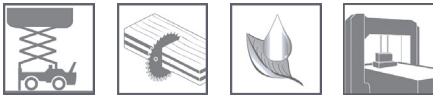
**Operating temperature:** from -40 to +120°C (intermittent 135°C), from -40 to +70° C for water based fluids, from 0 to +70°C water.

Part number	ID		OD	Max WP		Min BP		Min BR		Weight		Ferrule
	in	mm	mm	bar	psi	bar	psi	mm	inch	kg/m	lb/ft	
	THE002K-04	1/4"	6.4	13.3	430	6235	1720	24940	50	1.969	0.285	
THE002K-05	5/16"	8.0	14.8	400	5800	1600	23200	60	2.362	0.329	0.221	001C-05
THE002K-06	3/8"	9.5	17.1	350	5075	1400	20300	70	2.756	0.422	0.283	001C-06
THE002K-08	1/2"	12.7	20.4	310	4495	1240	17980	80	3.150	0.517	0.347	001C-08
THE002K-10	5/8"	16.0	23.5	280	4060	1120	16240	100	3.937	0.626	0.421	001C-10
THE002K-12	3/4"	19.0	27.6	240	3480	960	13920	120	4.724	0.765	0.514	001C-12
THE002K-16	1 "	25.4	35.8	210	3045	840	12180	160	6.299	1.171	0.787	001C-16
THE002K-20	1.1/4"	31.8	43.1	160	2320	640	9280	250	9.843	1.53	1.028	001C-20
THE002K-24	1.1/2"	38.1	50.6	150	2175	600	8700	260	10.236	2.12	1.425	001C-24
THE002K-32	2 "	50.8	63.5	100	1450	400	5800	360	14.173	2.795	1.878	001C-32
THE002K-40	2.1/2"	63.5	75.6	80	1160	320	4640	600	23.622	3.224	2.167	001C-40
THE002K-48	3"	76.2	88.0	65	943	260	3770	760	29.921	3.471	2.333	001C-48

MARKING: Available also embossed brand version. In case of order use THE002KN.

# INTERPUMP Hipac 3SC THE003K

## APPLICATIONS :



## APPLICABLE SPECS. :

IMM

Compact hose. NO-SKIVE construction. NBR tube compound compatible with several fluids. Approved up to 500.000 impulse cycles. Tested at 120% Max WP.

**Internal hose:** Synthetic rubber, extruded whole without joints, of uniform thickness.

**Reinforcement:** 3 high tensile steel wire braids.

**Covering:** Anti-abrasive synthetic rubber, resistant to oils, fuels and atmospheric conditions.

**Recommended fluid:** Mineral and biological oils, glycol-water based, water, lubricants.

**Operating temperature:** from -40 to + 100° C petroleum based fluids (Intermittent 120°C), from -40 to +70° C for water based fluids, from 0 to +70°C water.

Part number	ID		OD	Max WP		Min BP		Min BR		Weight		Ferrule
	in	mm	mm	bar	psi	bar	psi	mm	inch	kg/m	lb/ft	
	THE003K-06	3/8"	9.5	18.8	500	7250	2000	29000	110	4.331	0.617	
THE003K-08	1/2"	12.7	22.4	475	6888	1900	27550	140	5.512	0.817	0.549	*
THE003K-10	5/8"	16.0	25.8	420	6090	1680	24360	200	7.874	0.931	0.625	*
THE003K-12	3/4"	19.0	29.7	380	5510	1520	22040	240	9.449	1.188	0.799	*
THE003K-16	1 "	25.4	38.8	315	4568	1260	18270	300	11.811	1.946	1.308	*

\* Ask to our Technical Dept.

Available also embossed brand version. In case of order use code THE003KN.

# INTERPUMP LongLife 1SC THE201K

## APPLICATIONS :



## TYPE APPROVAL :

NKK, BV, KR

## APPLICABLE SPECS. :

EXCEED EN 857 1SC- ISO 11237 1SC

No-SKIVE hose. High abrasion resistance. Pressure rating exceeding standards. Easy to install. SMOOTH COVER.

**Internal hose:** Synthetic rubber, extruded whole without joints, of uniform thickness.

**Reinforcement:** 1 high tensile steel wire braids.

**Recommended fluid:** Mineral and biological oils, glycol-water based, water, lubricants.

**Operating temperature:** from -40 to +120°C (intermittent 135°C), from -40 to +70° C for water based fluids, from 0 to +70°C water.

Part number	ID		OD	Max WP		Min BP		Min BR		Weight		Ferrule
	in	mm	mm	bar	psi	bar	psi	mm	inch	kg/m	lb/ft	
	THE201K-04	1/4"	6.4	12.3	250	3625	1120	16240	50	1.969	0.182	
THE201K-05	5/16"	8.0	13.5	250	3625	1000	14500	55	2.165	0.21	0.141	001C-05
THE201K-06	3/8"	9.5	15.7	250	3625	1000	14500	60	2.362	0.248	0.167	001C-06
THE201K-08	1/2"	12.7	18.9	200	2900	800	11600	70	2.756	0.391	0.263	001C-08
THE201K-10	5/8"	16.0	22.4	150	2175	600	8700	90	3.543	0.41	0.276	001C-10
THE201K-12	3/4"	19.0	26.0	150	2175	600	8700	100	3.937	0.534	0.359	001C-12
THE201K-16	1"	25.4	33.7	110	1595	440	6380	180	7.087	0.742	0.499	001C-16

MARKING: Available only "mylar"

**ih INTERPUMP** **EXCEEDS EN 857 - 1SC DN 6 I.D. 1/4" - W.P. 25,0 MPa/3625 PSI**

# INTERPUMP LongLife 2SC THE202K

## APPLICATIONS :



## TYPE APPROVAL :

BV, NKK, KR

## APPLICABLE SPECS. :

EXCEED EN 857 2SC - ISO 11237



No-SKIVE hose. High abrasion resistance. Pressure rating exceeding standards. Easy to install. SMOOTH COVER.

**Internal hose:** Synthetic rubber, extruded whole without joints, of uniform thickness.

**Reinforcement:** 2 high tensile steel wire braids.

**Recommended fluid:** Mineral and biological oils, glycol-water based, water, lubricants.

**Operating temperature:** from -40 to +120°C (intermittent 135°C), from -40 to +70°C for water based fluids, from 0 to +70°C water.

Part number	ID		OD	Max WP		Min BP		Min BR		Weight		Ferrule
	in	mm	mm	bar	psi	bar	psi	mm	inch	kg/m	lb/ft	
THE202K-04	1/4"	6.4	13.3	430	6235	1720	24940	50	1.969	0.283	0.190	001C-04
THE202K-05	5/16"	8.0	14.8	400	5800	1600	23200	60	2.362	0.324	0.218	001C-05
THE202K-06	3/8"	9.5	17.1	350	5075	1400	20300	70	2.756	0.418	0.281	001C-06
THE202K-08	1/2"	12.7	20.4	310	4495	1240	17980	80	3.150	0.521	0.350	001C-08
THE202K-10	5/8"	16.0	23.5	280	4060	1120	16240	100	3.937	0.626	0.421	001C-10
THE202K-12	3/4"	19.0	27.6	240	3480	960	13920	120	4.724	0.764	0.513	001C-12
THE202K-16	1"	25.4	35.8	210	3045	840	12180	160	6.299	1.171	0.787	001C-16

**ih INTERPUMP** **EXCEEDS EN 857 - 2SC DN 6 I.D. 1/4" - W.P. 43,0 MPa/6235 PSI**

# INTERPUMP MARATHON 2SC

## THE2M2K

### APPLICATIONS :



### APPLICABLE SPECS. :

IMM - EXCEED EN 857 2SC - ISO 11237 2SC

NO-SKIVE hose. Exceed EN specification. Impulse tested up to 1.000.000 cycles.

**Internal hose:** Synthetic rubber, extruded whole without joints, of uniform thickness.

**Reinforcement:** 2 high tensile steel wire braids.

**Recommended fluid:** Mineral and biological oils, glycol-water based, water, lubricants.

**Operating temperature:** from -40 to +120°C (intermittent 135°C), from -40 to +70° C for water based fluids, from 0 to +70°C water.

Part number	ID		OD	Max WP		Min BP		Min BR		Weight		Ferrule
	in	mm	mm	bar	psi	bar	psi	mm	inch	kg/m	lb/ft	
THE2M2K-04	1/4"	6.4	13.3	450	6525	1800	26100	50	1.969	0.285	0.192	001C-04
THE2M2K-05	5/16"	8.0	14.8	420	6090	1680	24360	60	2.362	0.33	0.222	001C-05
THE2M2K-06	3/8"	9.5	17.1	385	55825	1540	22330	70	2.756	0.422	0.284	001C-06
THE2M2K-08	1/2"	12.7	20.4	350	5075	1500	21750	80	3.150	0.566	0.349	001C-08
THE2M2K-10*	5/8"	16.0	23.5	350	5075	1400	20300	90	3.543	0.665	0.447	001C-10
THE2M2K-12	3/4"	19.0	27.6	280	4060	1120	16240	120	4.725	0.865	0.531	001C-12
THE2M2K-16*	1"	25.4	36.0	250	3625	1000	14500	140	5.512	1.39	0.934	0022-16

Lengths exceeding EN-specification

\*Impulse tested according to EN857 2SC



# BIO - FLEX THDB4SH

## APPLICATIONS :



## APPLICABLE SPECS. :

EXCEED EN 856 4SH - ISO 3862 4SH

Compatible with organic oils. EN norms tested. Impulse tested up to 1,000,000 cycles. Reduced bending radius. High abrasion resistance. High ozone resistance.

**Internal hose:** Synthetic rubber, extruded whole without joints, of uniform thickness.

**Reinforcement:** 4 steel wire spirals.

**Covering:** Anti-abrasive synthetic rubber, resistant to oils, fuels and atmospheric conditions. MSHA cover.

**Recommended fluid:** Biological and mineral oils, glycol-water based, water, lubricants.

**Operating temperature:** from -40 to + 100° C petroleum based fluids (Intermittent 120°C), from -40 to +70° C for water based fluids, from 0 to +70°C water.

Part number	ID		OD	Max WP		Min BP		Min BR		Weight		Ferrule
	in	mm	mm	bar	psi	bar	psi	mm	inch	kg/m	lb/ft	
	THDB4SHN12	3/4"	19.0	32.0	420	6090	1680	24360	130	5.118	1.537	



Available with steel plated braided sleeve version ( in case of order use code THCB4SH) or stainless steel braided sleeve version ( in case of order use code THIB4SH)

MARKING: Available only embossed)

# INTERPUMP HyGreen 4SH

## TFDR4SH

### APPLICATIONS :



### TYPE APPROVAL :

DNV - GL, BV, LLOYD'S, ABS, NKK, KR, MED

### APPLICABLE SPECS. :

EXCEED EN 856 4SH - ISO 3862 4SH

Biological oils compatibility. Exceed EN standard. Impulse tested up to 1.000.000 impulse cycles. High ozone and abrasion resistance.

**Internal hose:** Synthetic rubber, extruded whole without joints, of uniform thickness.

**Reinforcement:** 4 steel wire spirals.

**Covering:** Anti-abrasive synthetic rubber, resistant to oils, fuels and atmospheric conditions. MSHA Cover.

**Recommended fluid:** Mineral and biological oils, glycol-water based, water, lubricants, compressed air

**Operating temperature:** from -40 to +100°C (intermittent 120°C),

Part number	ID		OD	Max WP		Min BP		Min BR		Weight		Ferrule
	in	mm	mm	bar	psi	bar	psi	mm	inch	kg/m	lb/ft	
	TFDR4SH-12	3/4"	19.0	32.0	420	6090	1780	25810	210	8.268	1.572	
TFDR4SH-16	1 "	25.4	38.4	385	5583	1750	25375	220	8.661	2.104	1.414	004N-16/X Series
TFDR4SH-20	1.1/4"	31.8	45.8	350	5075	1400	20300	400	15.748	2.550	1.714	004N-20/X Series
TFDR4SH-24	1.1/2"	38.1	53.5	300	4350	1250	18125	560	22.047	3.225	2.167	004N-24/X Series
TFDR4SH-32	2 "	50.8	68.0	250	3625	1000	14500	700	27.559	4.600	3.091	004N-32/X Series

Available also in NON-MSHA version. In case of order use code TFDG4SH.

MARKING: Available also embossed brand version. In case of order use code TFDR4SHN.

# INTERPUMP HyGreen R13 TFDR013

## APPLICATIONS :



## TYPE APPROVAL :

DNV - GL, BV, LLOYD'S, ABS, NKK, KR, MED

## APPLICABLE SPECS. :

EXCEED EN 856 SAE 100R13 - ISO 3862 R13



**Internal hose:** Synthetic rubber, extruded whole without joints, of uniform thickness.

**Reinforcement:** 4 high tensile steel wire spiral up to size 1", 6 spiral from size 1,1/4.

**Covering:** Anti-abrasive synthetic rubber, resistant to oils, fuels and atmospheric conditions. MSHA cover.

**Recommended fluid:** Mineral and biological oils, glycol-water based, water, lubricants, compressed air

**Operating temperature:** from -40 to + 121° C (Intermittent 125°C)

Part number	ID		OD	Max WP		Min BP		Min BR		Weight		Ferrule
	in	mm	mm	bar	psi	bar	psi	mm	inch	kg/m	lb/ft	
TFDR013-12	3/4"	19.0	32.1	350	5075	1920	27840	120	4.725	1.641	1.103	004N-12/X Series
TFDR013-16	1 "	25.4	38.7	350	5075	1660	24070	150	5.905	2.106	1.415	0013-16/X Series
TFDR013-20	1.1/4"	31.8	49.7	350	5075	1520	22040	210	8.248	3.891	2.615	0013-20/X Series
TFDR013-24	1.1/2"	38.1	57.8	350	5075	1600	23200	310	12.205	5.210	3.501	0013-24/X Series
TFDR013-32	2 "	50.8	71.5	350	5075	1500	21750	590	23.228	6.840	4.596	0013-32/X Series

Available also in NON-MSHA version. In case of order use code TFDG013.

Available also embossed brand version. In case of order use code TFDR013N.

# INTERPUMP HyGreen R15

## TFDR015

### APPLICATIONS :



### TYPE APPROVAL :

DNV - GL, BV, LLOYD'S, ABS, NKK, KR, MED

### APPLICABLE SPECS. :

EXCEED SAE 100R15 - ISO 3862

Biological oils compatibility. Exceed EN standard. Impulse tested up to 1.000.000 impulse cycles.

**Internal hose:** Synthetic rubber, extruded whole without joints, of uniform thickness.  
**Reinforcement:** 4 high tensile steel wire spiral up to size 1", 6 spiral from size 1,1/4".  
**Covering:** Abrasion resistant synthetic rubber resistant to oils, fuels, atmospheric conditions. MSHA.  
**Recommended fluid:** Mineral and biological oils, glycol-water based, water, lubricants, compressed air  
**Operating temperature:** from -40 to + 121° C (Intermittent 125°C)

Part number	ID		OD	Max WP		Min BP		Min BR		Weight		Ferrule
	in	mm	mm	bar	psi	bar	psi	mm	inch	kg/m	lb/ft	
TFDR015-10	5/8"	16.0	26.8	420	6090	1750	25375	150	5.901	0.705	0.474	0013-10/X Series
TFDR015-12	3/4"	19.0	32.0	420	6090	1750	25375	210	8.268	1.573	1.057	004N-12/X Series
TFDR015-16	1 "	25.4	38.7	420	6090	1700	24650	240	9.449	2.116	1.422	0013-16/X Series
TFDR015-20	1.1/4"	31.8	49.7	420	6090	1680	24360	265	10.433	3.891	2.615	0013-20/X Series
TFDR015-24	1.1/2"	38.1	57.8	420	6090	1680	24360	310	12.205	5.182	3.482	0013-24/X Series
TFDR015-32	2 "	50.8	72.0	420	6090	1680	24360	590	23.228	6.892	4.631	0013-32/X Series

Available also in NON-MSHA version. In case of order use code TFDG015.


MARKING: Available also embossed brand version. In case of order use code TFDR015N.

# Solution for Applications






**TFN0011/TFB0011**



INTERPUMP Jet 15N

48


**TFN002/TFB0021**



INTERPUMP Jet 25N

49


**TFN001K/TFB001K**



INTERPUMP Jet 15C

50

**TFN002K/TFB002K**




INTERPUMP Jet 25C

51




**THN0011/THB0011**



INTERPUMP Jet Plus 15N

52


**THN0021/THB0021**



INTERPUMP Jet Plus 25N

53


**THN001K/THB001K**



INTERPUMP Jet Plus 15C

54

**THN002K/THB002K**



INTERPUMP Jet Plus 25C

55



**TSW2280**



INTERPUMP SEWERJET 280

46



**TFW0070**



INTERPUMP Hyblast 10k

57

**TFW0085**



INTERPUMP Hyblast 12k

58

**TFW0110/TFW0100**



INTERPUMP Hyblast 15k

59

**TFW0125/TFW0120**



INTERPUMP Hyblast 18k

60

**TFW0145/TFW0135**



INTERPUMP Hyblast 20k

61



**THL101K**



INTERPUMP LongLift 15C

62

**THL102K**



INTERPUMP LongLift 25C

63



**T2E101K**



INTERPUMP LongLife Dual 15C

64

**T2E102K**



INTERPUMP LongLife Dual 25C

65

 <b>RAILWAY</b>	<b>TFDE011</b>  HyRail - Fire resistant <b>66</b>	 <b>Power Lift</b>	<b>THE01K/THE02K</b>  INTERPUMP Power Lift - 1SC/2SC <b>67</b>	 <b>HYJACK</b>
<b>THE2J2K</b>  INTERPUMP HYJACK <b>68</b>	 <b>Snow Storm</b>	<b>THEPS1K</b>  Hypress Snow Storm 1SC <b>69</b>	 <b>HyTruck</b>	<b>TTRK200</b>  INTERPUMP HyTruck 200 bar <b>70</b>
<b>TTRK250</b>  INTERPUMP HyTruck 250 bar <b>71</b>	<b>TTRK350</b>  INTERPUMP HyTruck 350 bar <b>72</b>	 <b>MEGADRILL</b>	<b>THEMMDR</b>  INTERPUMP Mega Drill <b>73</b>	 <b>MEGAJET</b>
<b>TFS04JG/THS00JG</b>  INTERPUMP Mega Jet <b>74</b>	 <b>BOP</b>	<b>TBOP350</b>  INTERPUMP BOP FIRESCREEN 5000 <b>75</b>	 <b>HyGear 1SC</b>	<b>THE0G1K</b>  HyGear 1SC <b>66</b>

# INTERPUMP Jet 1SN

TFN0011 TFB0011



**APPLICATIONS :**



**APPLICABLE SPECS. :**

EN 853 1SN - ISO 7751

Dimensions according to EN 853 1SN. NO-SKIVE flexible line. Safety factor exceeding ISO 7751. Product designed for pressure wash applications. Any different use may reduce service life.

**Internal hose:** Synthetic rubber, extruded whole without joints, of uniform thickness.  
**Reinforcement:** 1 steel wire braid.  
**Covering:** Anti-abrasive synthetic rubber, resistant to oils, fuels and atmospheric conditions.  
**Recommended fluid:** Water, water-soap based, glycol-water based.  
**Operating temperature:** from -40 to +135°C (intermittent 155°C).

Part number	ID		OD	Max WP		Min BP		Min BR		Weight		Ferrule
	in	mm	mm	bar	psi	bar	psi	mm	inch	kg/m	lb/ft	
TFN0011N04	1/4"	6.4	13.4	250	3625	900	13050	100	3.937	0.231	0.155	001C-04
TFN0011N05	5/16"	8.0	15.0	250	3625	840	12180	115	4.528	0.254	0.171	001C-05
TFN0011N06	3/8"	9.5	17.4	250	3625	720	10440	130	5.118	0.338	0.227	001C-06
TFN0011N08	1/2"	12.7	20.6	250	3625	640	9280	180	7.087	0.415	0.279	001C-08
TFB0011N04	1/4"	6.4	13.4	250	3625	900	13050	100	3.937	0.231	0.155	001C-04
TFB0011N05	5/16"	8.0	15.0	250	3625	840	12180	115	4.528	0.254	0.171	001C-05
TFB0011N06	3/8"	9.5	17.4	250	3625	720	10440	130	5.118	0.338	0.227	001C-06
TFB0011N08	1/2"	12.7	20.6	250	3625	640	9280	180	7.087	0.415	0.279	001C-08

MARKING: Available only embossed)




# INTERPUMP Jet 2SN

## APPLICATIONS :



**TFN0021 TFB0021**



## APPLICABLE SPECS. :

EN 853 2SN - ISO 7751

Dimensions according to EN 853 2SN. NO-SKIVE flexible line. Safety factor exceeding ISO 7751. Product designed for pressure wash applications. Any different use may reduce service life.

**Internal hose:** Synthetic rubber, extruded whole without joints, of uniform thickness.

**Reinforcement:** 2 high tensile steel wire braids.

**Covering:** Anti-abrasive synthetic rubber, resistant to oils, fuels and atmospheric conditions.

**Recommended fluid:** Water, water-soap based, glycol-water based.

**Operating temperature:** from -40 to +135°C (intermittent 155°C).

Part number	ID		OD	Max WP		Min BP		Min BR		Weight		Ferrule
	in	mm	mm	bar	psi	bar	psi	mm	inch	kg/m	lb/ft	
	TFN0021N04	1/4"	6.5	15.0	400	5800	1600	23200	100	3.937	0.359	
TFN0021N05	5/16"	8.0	16.6	400	5800	1400	20300	115	4.528	0.415	0.279	0022-05
TFN0021N06	3/8"	9.5	19.0	400	5800	1320	19140	130	5.118	0.525	0.353	0022-06
TFN0021N08	1/2"	12.7	22.2	400	5800	1100	15950	180	7.087	0.620	0.417	0022-08
TFB0021N04	1/4"	6.5	15.0	400	5800	1600	23200	100	3.937	0.359	0.241	0022-04
TFB0021N05	5/16"	8.0	16.6	400	5800	1400	20300	115	4.528	0.415	0.279	0022-05
TFB0021N06	3/8"	9.5	19.0	400	5800	1320	19140	130	5.118	0.525	0.353	0022-06
TFB0021N08	1/2"	12.7	22.2	400	5800	1100	15950	180	7.087	0.620	0.417	0022-08

MARKING: Available only embossed)

# INTERPUMP Jet 1SC

TFN001K TFB001K



**APPLICATIONS :**



**APPLICABLE SPECS. :**

EN 857 1SC - ISO 7751

Dimensions according to EN 857 1SC. NO-SKIVE flexible line. Safety factor exceeding ISO 7751. Product designed for pressure wash applications. Any different use may reduce service life.

**Internal hose:** Synthetic rubber, extruded whole without joints, of uniform thickness.

**Reinforcement:** 1 steel wire braid.

**Covering:** Anti-abrasive synthetic rubber, resistant to oils, fuels and atmospheric conditions.

**Recommended fluid:** Water, water-soap based, glycol-water based.

**Operating temperature:** from -40 to +135°C (intermittent 155°C).


Part number	ID		OD	Max WP		Min BP		Min BR		Weight		Ferrule
	in	mm	mm	bar	psi	bar	psi	mm	inch	kg/m	lb/ft	
TFN001KN04	1/4"	6.4	12.3	250	3625	900	13050	75	2.953	0.182	0.122	001C-04
TFN001KN05	5/16"	8.0	14.0	250	3625	840	12180	85	3.346	0.203	0.136	001C-05
TFN001KN06	3/8"	9.5	15.6	250	3625	720	10440	90	3.543	0.256	0.172	001C-06
TFN001KN08	1/2"	12.7	18.7	250	3625	640	9280	130	5.118	0.341	0.229	001C-08
TFB001KN04	1/4"	6.4	12.3	250	3625	900	13050	75	2.953	0.182	0.122	001C-04
TFB001KN05	5/16"	8.0	14.0	250	3625	840	12180	85	3.346	0.203	0.136	001C-05
TFB001KN06	3/8"	9.5	15.6	250	3625	720	10440	90	3.543	0.256	0.172	001C-06
TFB001KN08	1/2"	12.7	18.7	250	3625	640	9280	130	5.118	0.341	0.229	001C-08

MARKING: Available only embossed)

# INTERPUMP Jet 2SC

## TFN002K TFB002K

### APPLICATIONS :



### APPLICABLE SPECS. :

EN 857 2SC - ISO 7751

Dimensions according to EN 857 2SC. NO-SKIVE flexible line. Safety factor exceeding ISO 7751. Product designed for pressure wash applications. Any different use may reduce service life.

**Internal hose:** Synthetic rubber, extruded whole without joints, of uniform thickness.

**Reinforcement:** 2 high tensile steel wire braids.

**Covering:** Anti-abrasive synthetic rubber, resistant to oils, fuels and atmospheric conditions.

**Recommended fluid:** Water, water-soap based, glycol-water based.


**Operating temperature:** from -40 to +135°C (intermittent 155°C).

Part number	ID		OD	Max WP		Min BP		Min BR		Weight		Ferrule
	in	mm	mm	bar	psi	bar	psi	mm	inch	kg/m	lb/ft	
	TFN002KN04	1/4"	6.5	13.3	400	5800	1600	23200	75	2.953	0.281	
TFN002KN05	5/16"	8.0	14.8	400	5800	1400	20300	85	3.346	0.327	0.220	001C-05
TFN002KN06	3/8"	9.5	17.1	400	5800	1320	19140	90	3.543	0.418	0.281	001C-06
TFN002KN08	1/2"	12.7	20.4	400	5800	1100	15950	130	5.118	0.525	0.353	001C-08
TFB002KN04	1/4"	6.5	13.3	400	5800	1600	23200	75	2.953	0.281	0.189	001C-04
TFB002KN05	5/16"	8.0	14.8	400	5800	1400	20300	85	3.346	0.327	0.220	001C-05
TFB002KN06	3/8"	9.5	17.1	400	5800	1320	19140	90	3.543	0.418	0.281	001C-06
TFB002KN08	1/2"	12.7	20.4	400	5800	1100	15950	130	5.118	0.525	0.353	001C-08

MARKING: Available only embossed)

# INTERPUMP Jet Plus 1SN

**THN2011 THB2011**



**APPLICATIONS :**



**APPLICABLE SPECS. :**

EN 853 1SN - ISO 7751

Dimensions according to EN 853 1SN. NO SKIVE flexible line. Safety factor exceeding 4:1. Product designed for pressure wash applications. Any different use may reduce service life.

**Internal hose:** Synthetic rubber, extruded whole without joints, of uniform thickness.

**Reinforcement:** 1 high tensile steel wire braid.

**Recommended fluid:** Water, water-soap based, glycol-water based.

**Operating temperature:** from -40 to +135°C (intermittent 155°C).

Part number	ID		OD	Max WP		Min BP		Min BR		Weight		Ferrule
	in	mm	mm	bar	psi	bar	psi	mm	inch	kg/m	lb/ft	
	THN2011-04	1/4"	6.4	13.4	250	3625	1000	14500	100	3.937	0.231	
THN2011-05	5/16"	8.0	15.0	250	3625	1000	14500	115	4.528	0.254	0.171	001C-05
THN2011-06	3/8"	9.5	17.4	250	3625	1000	14500	130	5.118	0.338	0.227	001C-06
THN2011-08	1/2"	12.7	20.6	250	3625	1000	14500	180	7.087	0.415	0.279	001C-08
THB2011-04	1/4"	6.4	13.4	250	3625	1000	14500	100	3.937	0.231	0.155	001C-04
THB2011-05	5/16"	8.0	15.0	250	3625	1000	14500	115	4.528	0.254	0.171	001C-05
THB2011-06	3/8"	9.5	17.4	250	3625	1000	14500	130	5.118	0.338	0.227	001C-06
THB2011-08	1/2"	12.7	20.6	250	3625	1000	14500	180	7.087	0.415	0.279	001C-08

MARKING: Available only "mylar"


**ih INTERPUMP** **1SN DN 12 I.D. 1/2" - W.P. 250 bar/3625 psi - MAX 155 °C**

# INTERPUMP Jet Plus 2SN

## APPLICATIONS :



## THN2021 THB2021



## APPLICABLE SPECS. :

EN 853 2SN - ISO 7751

Dimensions according to EN 853 2SN. NO SKIVE flexible line. Safety factor exceeding 4:1. Product designed for pressure wash applications. Any different use may reduce service life.

**Internal hose:** Synthetic rubber, extruded whole without joints, of uniform thickness.

**Reinforcement:** 2 high tensile steel wire braids.

**Recommended fluid:** Water, water-soap based, glycol-water based.

**Operating temperature:** from -40 to +135°C (intermittent 155°C).

Part number	ID		OD	Max WP		Min BP		Min BR		Weight		Ferrule
	in	mm	mm	bar	psi	bar	psi	mm	inch	kg/m	lb/ft	
	THN2021-04	1/4"	6.5	15.0	400	5800	1600	23200	100	3.937	0.359	
THN2021-05	5/16"	8.0	16.6	400	5800	1600	23200	115	4.528	0.415	0.279	0022-05
THN2021-06	3/8"	9.5	19.0	400	5800	1600	23200	130	5.118	0.525	0.353	0022-06
THN0021-08	1/2"	12.7	22.2	400	5800	1600	23200	180	7.087	0.620	0.417	0022-08
THB2021-04	1/4"	6.5	15.0	400	5800	1600	23200	100	3.937	0.359	0.241	0022-04
THB2021-05	5/16"	8.0	16.6	400	5800	1600	23200	115	4.528	0.415	0.279	0022-05
THB2021-06	3/8"	9.5	19.0	400	5800	1600	23200	130	5.118	0.525	0.353	0022-06
THB2021-08	1/2"	12.7	22.2	400	5800	1600	23200	180	7.087	0.620	0.417	0022-08


MARKING: Available only "mylar"

**ih INTERPUMP** **JETplus** → 2SN DN 12 I.D. 1/2" - W.P. 400 bar/5800 psi - MAX 155 °C



# INTERPUMP Jet Plus 1SC

## THN201K THB201K



### APPLICATIONS :



### APPLICABLE SPECS. :

EN 857 1SC - ISO 7751

Dimensions according to EN 857 1SC. NO SKIVE flexible line. Safety factor exceeding 4:1. Product designed for pressure wash applications. Any different use may reduce service life.

**Internal hose:** Synthetic rubber, extruded whole without joints, of uniform thickness.

**Reinforcement:** 1 steel wire braid.

**Recommended fluid:** Water, water-soap based, glycol-water based.

**Operating temperature:** from -40 to +135°C (intermittent 155°C).

Part number	ID		OD	Max WP		Min BP		Min BR		Weight		Ferrule
	in	mm	mm	bar	psi	bar	psi	mm	inch	kg/m	lb/ft	
THN201K-04	1/4"	6.4	12.3	250	3625	1000	14500	75	2.953	0.182	0.122	001C-04
THN201K-05	5/16"	8.0	14.0	250	3625	1000	14500	85	3.346	0.203	0.136	001C-05
THN201K-06	3/8"	9.5	15.6	250	3625	1000	14500	90	3.543	0.256	0.172	001C-06
THN201K-08	1/2"	12.7	18.7	250	3625	1000	14500	130	5.118	0.341	0.229	001C-08
THB201K-04	1/4"	6.4	12.3	250	3625	1000	14500	75	2.953	0.182	0.122	001C-04
THB201K-05	5/16"	8.0	14.0	250	3625	1000	14500	85	3.346	0.203	0.136	001C-05
THB201K-06	3/8"	9.5	15.6	250	3625	1000	14500	90	3.543	0.256	0.172	001C-06
THB201K-08	1/2"	12.7	18.7	250	3625	1000	14500	130	5.118	0.341	0.229	001C-08

MARKING: Available only "mylar"


**ih INTERPUMP** **JETplus** → 1SC DN 12 I.D. 1/2" - W.P. 250 bar/3625 psi - MAX 155 °C

# INTERPUMP Jet Plus 2SC

## APPLICATIONS :



## THN202K THB202K



## APPLICABLE SPECS. :

EN 857 2SC - ISO 7751

Dimensions according to EN 857 2SC. NO SKIVE flexible line. Safety factor exceeding 4:1. Product designed for pressure wash applications. Any different use may reduce service life.

**Internal hose:** Synthetic rubber, extruded whole without joints, of uniform thickness.

**Reinforcement:** 2 high tensile steel wire braids.

**Recommended fluid:** Water, water-soap based, glycol-water based.

**Operating temperature:** from -40 to +135°C (intermittent 155°C).


Part number	ID		OD	Max WP		Min BP		Min BR		Weight		Ferrule
	in	mm	mm	bar	psi	bar	psi	mm	inch	kg/m	lb/ft	
	THN202K-04	1/4"	6.5	13.4	400	5800	1600	23200	75	2.953	0.281	
THN202K-05	5/16"	8.0	15.0	400	5800	1600	23200	85	3.346	0.327	0.220	001C-05
THN202K-06	3/8"	9.5	17.4	400	5800	1600	23200	90	3.543	0.418	0.281	001C-06
THN202K-08	1/2"	12.7	20.6	400	5800	1600	23200	130	5.118	0.574	0.385	001C-08
THB202K-04	1/4"	6.5	13.4	400	5800	1600	23200	75	2.953	0.281	0.189	001C-04
THB202K-05	5/16"	8.0	15.0	400	5800	1600	23200	85	3.346	0.327	0.220	001C-05
THB202K-06	3/8"	9.5	17.4	400	5800	1600	23200	90	3.543	0.418	0.281	001C-06
THB202K-08	1/2"	12.7	20.6	400	5800	1600	23200	130	5.118	0.574	0.385	001C-08

MARKING: Available only "mylar"

**ih INTERPUMP** **JETplus** → 2SC DN 12 I.D. 1/2" - W.P. 400 bar/5800 psi - MAX 155 °C

# INTERPUMP SEWERJET 280

## TSW2280



### APPLICATIONS :



### APPLICABLE SPECS. :

IMM SPECS - ISO 7751

A line dedicated to jet application, especially in clean up. Safety factor 2,5:1. NO-SKIVE compact tube. SMOOTH COVER. High abrasion resistance. Easy installation.

**Internal hose:** Synthetic rubber, extruded whole without joints, of uniform thickness.

**Reinforcement:** 1 or 2 high tensile steel wire braids.

**Covering:** Smooth synthetic rubber, resistant to oils, fuels and atmospheric conditions.

**Recommended fluid:** Water, water based fluids.

**Operating temperature:** 0°C +70°C for water, -40 °C ÷ +70°C for water based fluids.

Part number												
	ID		OD	Max WP		Min BP		Min BR		Weight		
	in	mm	mm	bar	psi	bar	psi	mm	inch	kg/m	lb/ft	
TSW2280-06	3/8"	9.5	15.7	280	4000	700	10000	60	2.362	0.250	0.168	001C-06
TSW2280-08	1/2"	12.7	20.4	280	4000	700	10000	90	3.543	0.530	0.356	001C-08
TSW2280-12	3/4"	19.0	27.6	280	4000	700	10000	100	3.937	0.780	0.524	001C-12
TSW2280-16	1"	25.4	35.8	280	4000	700	10000	130	5.118	1.170	0.787	001C-16
(*)TSW2280-20	1.1/4"	31.8	43.1	280	4000	700	10000	200	7.874	1.530	1.028	001C-20

MARKING: Available only "mylar"


**ih INTERPUMP** **SEWERJET 280** DN 19 I.D. 3/4" - W.P. 280 BAR/4000 PSI



# INTERPUMP Hyblast 10k

## TFW0070

### APPLICATIONS :



### APPLICABLE SPECS. :

IMM SPEC. - ISO 7751

Safety factor 2,5:1. Light and compact. ISO 7751.

**Internal hose:** Water resistant synthetic rubber.

**Reinforcement:** 4 steel wire spirals.

**Covering:** Anti-abrasive syntetic rubber, resistant to oils, fuels and atmospheric conditions.

**Recommended fluid:** Water, water-soap based, glicol-water based.

**Operating temperature:** from -10 to +70°C, Max 100°C.

Part number	ID		OD	Max WP		Min BP		Min BR		Weight		Ferrule	Coupling Series
	in	mm	mm	bar	psi	bar	psi	mm	inch	kg/m	lb/ft		
TFW0070-16	1 "	25.4	38.8	700	10150	1750	25375	280	11.024	2.100	1.413	00S4-16	W series

MARKING: Available also embossed brand version. In case of order use code TFW0070N.

**ih INTERPUMP** ■ **HY-BLAST** → **10k** ISO 7751/S.F. 2,5 - DN 25 I.D. 1" - W.P. 700 BAR/10150 PSI

# INTERPUMP Hyblast 12k

## TFW0085



### APPLICATIONS :



### APPLICABLE SPECS. :

IMM SPEC. - ISO 7751

Safety factor 2,5:1. Light and compact. ISO 7751. Reliability and high performances.

**Internal hose:** Water resistant synthetic rubber.  
**Reinforcement:** 4-6 high tensile steel wire spiral.  
**Covering:** Anti-abrasive synthetic rubber, resistant to oils, fuels and atmospheric conditions.  
**Recommended fluid:** Water, water-soap based, glycol-water based.  
**Operating temperature:** from -10 to +70°C, Max 100°C.

Part number	ID		Max WP		Min BP		Min BR		Weight		Ferrule	Coupling Series
	in	mm	bar	psi	bar	psi	mm	inch	kg/m	lb/ft		
TFW0085-04	1/4"	6.4	850	12325	30813	2125	110	4.331	0.570	0.384	0019-04	M series
TFW0085-06	3/8"	9.5	850	12325	30813	2125	140	5.512	0.730	0.491	00S4-06	W series
TFW0085-08	1/2"	12.7	850	12325	30813	2125	170	6.693	0.840	0.565	00S4-08	W series
TFW0085-12	3/4"	19.0	850	12325	30813	2125	220	8.661	1.690	1.137	00S4-12	W series
TFW0085-16	1"	25.4	850	12325	30813	2125	330	12.992	3.200	2.150	00Y6-16	Y series

MARKING: Available also embossed brand version. In case of order use TFW0085N.

# INTERPUMP Hyblast 15k

## TFW0110 TFW0100

### APPLICATIONS :



### APPLICABLE SPECS. :

IMM SPEC. - ISO 7751

Safety factor 2,5:1. Light and compact. ISO 7751. Reliability and high performances.

**Internal hose:** Water resistant synthetic rubber.

**Reinforcement:** 4 steel wire spirals.

**Covering:** Anti-abrasive syntetic rubber, resistant to oils, fuels and atmospheric conditions.

**Recommended fluid:** Water, water-soap based, glicol-water based.

**Operating temperature:** from -10 to +70°C, Max 100°C.

Part number	ID		OD	Max WP		Min BP		Min BR		Weight		Ferrule	Coupling Series
	in	mm	mm	bar	psi	bar	psi	mm	inch	kg/m	lb/ft		
TFW0110-04	1/4"	6.4	17.0	1100	15950	2750	39875	110	4.331	0.570	0.384	0019-04	M series
TFW0110-06	3/8"	9.5	20.7	1100	15950	2750	39875	140	5.512	0.890	0.599	00S4-06	W series
TFW0110-08	1/2"	12.7	24.0	1100	15950	2750	39875	180	7.087	1.150	0.774	00S4-08	W series
TFW0100-12	3/4"	19.0	31.6	1000	14500	2500	36250	240	9.449	1.800	1.211	00Y4-12	Y series

MARKING: Available also embossed brand version. In case of order use code TFW0110N.

**ih INTERPUMP** ■ **HY-BLAST** → **15k** ISO 7751/S.F. 2,5 - DN 10 I.D. 3/8" - W.P. 1100 BAR/15950 PSI

# INTERPUMP Hyblast 18k

## TFW0125 TFW0120

### APPLICATIONS :



### APPLICABLE SPECS. :

IMM SPEC. - ISO 7751

Safety factor 2,5:1. Light and compact. ISO 7751. Reliability and high performances.

**Internal hose:** Water resistant synthetic rubber.  
**Reinforcement:** 4 steel wire spirals.  
**Covering:** Anti-abrasive synthetic rubber, resistant to oils, fuels and atmospheric conditions.  
**Recommended fluid:** Water, water-soap based, glycol-water based.  
**Operating temperature:** from -10 to +70°C, Max 100°C.

Part number	ID		OD	Max WP		Min BP		Min BR		Weight		Ferrule	Coupling Series
	in	mm	mm	bar	psi	bar	psi	mm	inch	kg/m	lb/ft		
TFW0125-06	3/8"	9.5	20.7	1250	18125	3125	45313	160	6.229	0.920	0.619	00Y4-06	Y series
TFW0120-08	1/2"	12.7	24.0	1200	17400	3000	43500	200	7.874	1.190	0.801	00Y4-08	Y series

MARKING: Available also embossed brand version. In case of order use code TFW0125N.

**ih INTERPUMP** ■ **HY-BLAST** → **18k** ISO 7751/S.F. 2,5 - DN 10 I.D. 3/8" - W.P. 1250 BAR/18125 PSI

# INTERPUMP Hyblast 20k

## TFW0145 TFW0135

### APPLICATIONS :



### APPLICABLE SPECS. :

IMM SPEC. - ISO 7751

Safety factor 2,5:1. Light and compact. ISO 7751. Reliability and high performances.

**Internal hose:** Water resistant synthetic rubber.

**Reinforcement:** 6 steel wire spirals.

**Covering:** Anti-abrasive syntetic rubber, resistant to oils, fuels and atmospheric conditions.

**Recommended fluid:** Water, water-soap based, glicol-water based.

**Operating temperature:** from -10 to +70°C, Max 100°C.

Part number	ID		OD	Max WP		Min BP		Min BR		Weight		Ferrule	Coupling Series
	in	mm	mm	bar	psi	bar	psi	mm	inch	kg/m	lb/ft		
TFW0145-06	3/8"	9.5	23.3	1450	21025	3625	52563	180	7.087	1.350	0.909	00Y6-06	Y series
TFW0145-08	1/2"	12.7	27.0	1450	21025	3625	52563	220	8.661	1.800	1.211	00Y6-08	Y series
TFW0135-12	3/4"	19.0	35.0	1350	19575	3375	48938	260	10.236	2.670	1.797	00Y6-12	Y series

MARKING: Available also embossed brand version. In case of order use code TFW0145N.

**ih INTERPUMP** ■ **HY-BLAST** → 20k ISO 7751/S.F. 2,5 - DN 12 I.D. 1/2" - W.P. 1450 BAR/21025 PSI

# INTERPUMP LongLift 1SC

## THL201K



### APPLICATIONS :



### APPLICABLE SPECS. :

EXCEED EN 857 1SC- ISO 112237 1SC

NO-SKIVE hose. High abrasion resistance. Pressure rating exceeding standards. Easy to install. Approved and released for lift truck application. High resistance and elasticity. High flexibility at small bend radius. SMOOTH COVER.

**Internal hose:** Synthetic rubber, extruded whole without joints, of uniform thickness.

**Reinforcement:** 1 high tensile steel wire braids.

**Recommended fluid:** Mineral and biological oils, glycol-water based, water, lubricants.

**Operating temperature:** from -40 to + 120° C (Intermittent 135°C), from -40 to +70° C for water based fluids, from 0 to +70°C water.

Part number	ID		OD	Max WP		Min BP		Min BR		Weight		Ferrule
	in	mm	mm	bar	psi	bar	psi	mm	inch	kg/m	lb/ft	
	THL201K-04	1/4"	6.4	12.3	250	3625	1120	16240	50	1.969	0.182	
THL201K-05	5/16"	8.0	13.5	250	3625	1000	14500	55	2.165	0.210	0.141	001C-05
THL201K-06	3/8"	9.5	15.7	250	3625	1000	14500	60	2.362	0.248	0.167	001C-06
THL201K-08	1/2"	12.7	18.9	200	2900	800	11600	70	2.756	0.391	0.263	001C-08
THL201K-10	5/8"	16.0	22.4	150	2175	600	8700	90	3.543	0.410	0.276	001C-10
THL201K-12	3/4"	19.0	26.0	150	2175	600	8700	100	3.937	0.534	0.359	001C-12
THL201K-16	1"	25.4	33.7	110	1595	440	6380	180	7.087	0.742	0.499	001C-16

MARKING: Available only "mylar"

**ih INTERPUMP** ■ ■ ■ *Long Lift* **EXCEEDS EN857 - 1SC DN10 I.D. 3/8" W.P. 25,0 Mpa (3600 PSI)**

# INTERPUMP LongLift 2SC

## THL202K

### APPLICATIONS :



### APPLICABLE SPECS. :

EXCEED EN 857 2SC - ISO 11237

NO-SKIVE hose. High abrasion resistance. Pressure rating exceeding standards. Easy to install. Approved and released for lift truck application. High resistance and elasticity. High flexibility at small bend radius. SMOOTH COVER.

**Internal hose:** Synthetic rubber, extruded whole without joints, of uniform thickness.

**Reinforcement:** 2 high tensile steel wire braids.

**Covering:** Smooth synthetic rubber, resistant to oils, fuels and atmospheric conditions.

**Recommended fluid:** Mineral and biological oils, glycol-water based, water, lubricants.


**Operating temperature:** from -40 to +120° C (Intermittent 135°C), from -40 to +70° C for water based fluids, from 0 to +70°C water.

Part number	ID		OD	Max WP		Min BP		Min BR		Weight		Ferrule
	in	mm	mm	bar	psi	bar	psi	mm	inch	kg/m	lb/ft	
	THL202K-04	1/4"	6.4	13.3	430	6235	1720	24940	50	1.969	0.283	
THL202K-05	5/16"	8.0	14.8	400	5800	1600	23200	60	2.362	0.324	0.218	001C-05
THL202K-06	3/8"	9.5	17.1	350	5075	1400	20300	70	2.756	0.418	0.281	001C-06
THL202K-08	1/2"	12.7	20.4	310	4495	1240	17980	80	3.150	0.521	0.350	001C-08
THL202K-10	5/8"	16.0	23.5	280	4060	1120	16240	100	3.937	0.626	0.421	001C-10
THL202K-12	3/4"	19.0	27.6	240	3480	960	13920	120	4.724	0.764	0.513	001C-12
THL202K-16	1"	25.4	35.8	210	3045	840	12180	160	6.299	1.171	0.787	001C-16

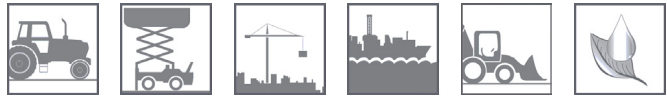
MARKING: Available only "mylar"

# INTERPUMP LongLife Dual 1SC

## T2E101K



### APPLICATIONS :



### APPLICABLE SPECS. :

EXCEED EN 857 - ISO 11237

No-SKIVE hose. High abrasion resistance. Pressure rating exceeding standards. Easy to install. SMOOTH COVER.

**Internal hose:** Synthetic rubber, extruded whole without joints, of uniform thickness.  
**Reinforcement:** 1 or 2 high tensile steel wire braids.  
**Covering:** Smooth synthetic rubber, resistant to oils, fuels and atmospheric conditions.  
**Recommended fluid:** Mineral and biological oils, glycol-water based, water, lubricants.  
**Operating temperature:** from -40 to + 120° C (Intermittent 135°C), from -40 to +70° C for water based fluids.

Part number	ID		OD	T.H	T.H. Max	Max WP		Min BP		Min BR		Weight		Ferrule
	in	mm	mm	mm	mm	bar	psi	bar	psi	mm	inch	kg/m	lb/ft	
	T2E101K-04	1/4	6.4	12.4	24.8	26	250	3625	1120	16240	50	1.969	0.364	
T2E101K-05	5/16	8.0	13.5	27.0	28.2	250	3625	1000	14500	55	2.165	0.420	0.282	001C-05
T2E101K-06	3/8	9.5	15.6	31.2	32.6	250	3625	1000	14500	60	2.362	0.490	0.330	001C-06
T2E101K-08	1/2	12.7	19.0	38	39.4	200	2900	800	11600	70	2.756	0.782	0.525	001C-08

A specific machine is available to split the twin hose . In case of order use code MHSXA001.




MARKING: Available also white ink-jet brand version. In case of order use code T2E101KI.



# INTERPUMP LongLife Dual 2SC

## T2E102K

### APPLICATIONS :



### APPLICABLE SPECS. :

EXCEED EN 857 - ISO 11237 2SC

No-SKIVE hose. High abrasion resistance. Pressure rating exceeding standards. Easy to install. SMOOTH COVER.

**Internal hose:** Synthetic rubber, extruded whole without joints, of uniform thickness.

**Reinforcement:** 1 or 2 high tensile steel wire braids.

**Covering:** Smooth synthetic rubber, resistant to oils, fuels and atmospheric conditions.

**Recommended fluid:** Mineral and biological oils, glycol-water based, water, lubricants.

**Operating temperature:** from -40 to + 120° C (Intermittent 135°C), from -40 to +70° C for water based fluids, from 0 to +70°C water.

Part number	ID		OD	T.H	T.H. Max	Max WP		Min BP		Min BR		Weight		Ferrule
	in	mm	mm	mm	mm	bar	psi	bar	psi	mm	inch	kg/m	lb/ft	
	T2E102K-04	1/4	6.4	13.3	26.6	27.8	430	6235	1720	24940	60	2.362	0.566	
T2E102K-06	3/8	9.5	17.1	34.2	32.6	350	5075	1400	20300	70	2.756	0.836	0.561	001C-06
T2E102K-08	1/2	12.7	20.5	41	42.4	310	4495	1240	17980	80	3.150	1.042	0.699	001C-08

A specific machine is available to split the twin hose . In case of order use code MHSXA001.




MARKING: Available also white ink-jet brand version. In case of order use code T2E102KI.

**ih INTERPUMP** LongLife Dual EXCEEDS EN857 - 2SC DN10 I.D. 3/8" W.P. 35,0 Mpa (5075 PSI)

# INTERPUMP HyRail

## TFDE011



### APPLICATIONS :



### TYPE APPROVAL :

ISO 11925, EN 45545-2

### APPLICABLE SPECS. :

IMM - SAE 100R1AT - EN 853 15N - ISO 1436

Pressure, dimensions and bend radius ratings in accordance with EN 853 15N, ISO 1436 15N and SAE 100R1AT. Fire Retardant Cover. For air or gas application hose cover pin-prieked.

**Internal hose:** Synthetic rubber, extruded whole without joints, of uniform thickness.

**Reinforcement:** 1 steel wire braid.

**Covering:** Synthetic rubber fire resistant

**Recommended fluid:** Mineral and biological oils, water, water based fluids, compressed air.

**Operating temperature:** from -40 to +100°C (intermittent 120°C) for oils, from -40 to 70°C for water based fluids and compressed air, from 0 to +70°C for water,.

Part number	ID		OD	Max WP		Min BP		Min BR		Weight		Ferrule
	in	mm	mm	bar	psi	bar	psi	mm	inch	kg/m	lb/ft	
TFDE011-04	1/4"	6.4	13.4	225	3263	900	13050	100	3.937	0.231	0.155	001C-04
TFDE011-05	5/16"	8.0	15.0	215	3118	860	12470	115	4.528	0.254	0.171	001C-05
TFDE011-06	3/8"	9.5	17.4	180	2610	720	10440	125	4.921	0.338	0.227	001C-06
TFDE011-08	1/2"	12.7	20.6	160	2320	640	9280	180	7.087	0.415	0.279	001C-08
TFDE011-10	5/8"	16.0	23.7	130	1885	520	7540	200	7.874	0.477	0.321	001C-10
TFDE011-12	3/4"	19.0	27.7	105	1523	420	6090	240	9.449	0.618	0.415	001C-12
TFDE011-16	1"	25.4	35.6	88	1276	352	5104	300	11.811	0.901	0.605	001C-16


MARKING: Available also embossed brand version. In case of order use TFDE011N.

# INTERPUMP Power Lift - 1SC/2SC

## APPLICATIONS :



## THE0L1K THE0L2K



## APPLICABLE SPECS. :

UNI EN 81-20 - EXCEED EN 857 - ISO 11237

Compact hose with low bend radius. For lift solutions. Safety factor 8:1.

**Internal hose:** Synthetic rubber, extruded whole without joints, of uniform thickness.

**Reinforcement:** 1 or 2 high tensile steel wire braids.

**Covering:** Anti-abrasive synthetic rubber, resistant to oils, fuels and atmospheric conditions.

**Recommended fluid:** Mineral and biological oils, glycol-water based, water, lubricants.

**Operating temperature:** from -40 to +100°C (intermittent 120°C), from -40 to +70° C for water based fluids, from 0 to +70°C water.

Part number	ID		OD	Max WP		Min BP		Min BR		Weight		Ferrule
	in	mm	mm	bar	psi	bar	psi	mm	inch	kg/m	lb/ft	
	THE0L1K-16	1 "	25.4	33.7	50	725	400	5800	180	7.087	0.750	
THE0L1K-20	1.1/4"	31.8	41.1	50	725	400	5800	210	8.268	1.280	0.860	001C-20
THE0L1K-24	1.1/2"	38.1	48.6	45	653	360	5220	300	11.811	1.390	0.934	001C-24
THE0L2K-24	1.1/2"	38.1	50.6	50	725	400	5800	300	11.811	2.100	1.411	001C-24
THE0L2K-32	2 "	50.8	63.5	50	725	400	5800	400	15.748	1.176	0.790	001C-32

MARKING: Available only "mylar"

**ih INTERPUMP POWERLIFT EXCEEDS - ISO 11237/EN 857 - EN 81.2 1SC DN 38 I.D. 1.1/2" - W.P. 45 BAR/653 PSI**

# INTERPUMP HYJACK

## THE2J2K



### APPLICATIONS :



### APPLICABLE SPECS. :

IMM SPECS

Tested for jack applications up to a static pressure of 760 bar/11000 psi. Compact version. Safety factor > 2: 1. Smooth cover. Tested and released with dedicated fitting (002M bushing + Multispiral couplings).

**Internal hose:** Oil resistant synthetic rubber.

**Reinforcement:** 2 high-load steel wire braids.

**Covering:** Synthetic rubber resistant to oils, fuels, atmospheric conditions and abrasion.

**Recommended fluid:** Mineral and biological oils.

**Operating temperature:** from -40 to +100°C.

Part number	ID		OD	Max WP		Min BP		Min BR		Weight		Ferrule
	in	mm	mm	bar	psi	bar	psi	mm	inch	kg/m	lb/ft	
	THE2J2K-04	1/4"	6.4	13.3	760	11000	1672	24200	75	2.953	0.281	
THE2J2K-06	3/8"	9.5	17.1	725	10500	1595	23100	90	3.543	0.422	0.284	002M-06

MARKING: Available only "mylar"


**INTERPUMP** **HYJACK** DN 10 I.D. 3/8" W.P. 725 bar / 10500 psi - S.F. 2,2:

# Hypress Snow Storm 1SC

## APPLICATIONS :



## THEPS1K



## APPLICABLE SPECS. :

IMM - ISO 7751

Great performance with air, water and under thermal shock. Excellent resistance to UV, ozone and abrasion. Safety factor 2.5:1.

**Internal hose:** Synthetic rubber, extruded whole without joints, of uniform thickness.

**Reinforcement:** 1 high tensile steel wire braids.

**Covering:** Anti-abrasive synthetic rubber, resistant to oils, fuels and atmospheric conditions with UHMWPE film.

**Recommended fluid:** Mineral and biological oils, glycol-water based, water, lubricants.


**Operating temperature:** from -40 to +100°C (intermittent 135°C), from -40 to +70° C for water based fluids, from 0 to +70°C water.

Part number	ID		OD	Max WP		Min BP		Min BR		Weight		Ferrule
	in	mm	mm	bar	psi	bar	psi	mm	inch	kg/m	lb/ft	
	THEPS1KB16	1 "	25.4	34.2	100	1450	250	3625	200	7.874	0.742	
THEPS1KB24	1.1/2"	38.1	47.7	100	1450	250	3625	400	15.748	1.390	0.934	001C-24
THEPS1KB32	2 "	50.8	61.5	100	1450	250	3625	500	19.685	1.940	1.304	001C-32

Also available in black color THEPS1KN.

# INTERPUMP HyTruck 200 bar

## TTRK200



### APPLICATIONS :



### APPLICABLE SPECS. : IMM SPECS

NO-SKIVE hose. A line dedicated to tipper applications. Safety factor 2,5:1.

**Internal hose:** Synthetic rubber, extruded whole without joints, of uniform thickness oil and water resistant.  
**Reinforcement:** 1 braid (DN19) or 2 braids (DN25) made of high tensile steel wire.  
**Covering:** Synthetic rubber resistant to oils, fuels and atmospheric conditions.  
**Recommended fluid:** Mineral and biological oils, glycol-water based, water, lubricants.  
**Operating temperature:** from -40 to +100°C (intermittent 125°). from -40 to +70° C for water based fluids, from 0 to +70°C water.


Part number	ID		OD	Max WP		Min BP		Min BR		Weight		Ferrule
	in	mm	mm	bar	psi	bar	psi	mm	inch	kg/m	lb/ft	
TTRK200-12	3/4"	19.0	26.0	200	2900	500	7250	180	7.087	0.492	0.330	001C-12
TTRK200-16	1"	25.4	35.8	200	2900	500	7250	250	9.843	1.171	0.787	001C-16

# INTERPUMP HyTruck 250 bar

## APPLICATIONS :



## TTRK250



## APPLICABLE SPECS. :

IMM SPECS

NO-SKIVE hose. A line dedicated to tipper applications. Safety factor 2,5:1.

**Internal hose:** Synthetic rubber, extruded whole without joints, of uniform thickness oil and water resistant.

**Reinforcement:** 1 braid (DN19) or 2 braids (DN25) made of high tensile steel wire.

**Covering:** Synthetic rubber resistant to oils, fuels and atmospheric conditions.

**Recommended fluid:** Mineral and biological oils, glycol-water based, water, lubricants.

**Operating temperature:** from -40 to +100°C (intermittent 125°), from -40 to +70° C for water based fluids, from 0 to +70°C water.

Part number	ID		OD	Max WP		Min BP		Min BR		Weight		Ferrule
	in	mm	mm	bar	psi	bar	psi	mm	inch	kg/m	lb/ft	
	TTRK250-12	3/4"	19.0	26.0	250	3625	625	9063	180	7.087	0.534	
TTRK250-16	1"	25.4	35.8	250	3625	625	9063	250	9.843	1.171	0.787	001C-16

# INTERPUMP HyTruck 350 bar

## TTRK350



### APPLICATIONS :



### APPLICABLE SPECS. :

IMM SPECS

NO-SKIVE hose. A line dedicated to tipper applications. Safety factor 2,5:1.

**Internal hose:** Synthetic rubber, extruded whole without joints, of uniform thickness oil and water resistant.  
**Reinforcement:** 2 high tensile steel wire braids.  
**Covering:** Synthetic rubber resistant to oils, fuels and atmospheric conditions.  
**Recommended fluid:** Mineral and biological oils, glycol-water based, water, lubricants.  
**Operating temperature:** from -40 to +100°C (intermittent 125°), from -40 to +70° C for water based fluids, from 0 to +70°C water.

Part number	ID		OD	Max WP		Min BP		Min BR		Weight		Ferrule
	in	mm	mm	bar	psi	bar	psi	mm	inch	kg/m	lb/ft	
	TTRK350-12	3/4"	19.0	26.0	350	5075	875	12688	200	7.874	0.782	
TTRK350-16	1"	25.4	35.8	350	5075	875	12688	250	9.843	1.171	0.787	001C-16



# INTERPUMP MEGADRILL


## THEMMDR

### APPLICATIONS :



### TYPE APPROVAL :

MSHA



### APPLICABLE SPECS. :

EXCEEDS ISO 3862 TYPE R13 - IMM SPECS

High pressure hoses. Power lines/severe applications. Perforations.

**Internal hose:** Synthetic rubber, extruded whole without joints, of uniform thickness.

**Reinforcement:** 6 high tensile steel wire spirals.

**Covering:** Abrasion resistant synthetic rubber resistant to oils, fuels, atmospheric conditions. MSHA.

**Recommended fluid:** Hydraulic fluids petroleum based (mineral oils), glycol-water based, water, lubricants.

**Operating temperature:** from -40 to +100°C (intermittent 120°C), from -40 to +70° C for water based fluids, from 0 to +70°C water.

Part number	ID		OD	Max WP		Min BP		Min BR		Weight		Ferrule
	in	mm	mm	bar	psi	bar	psi	mm	inch	kg/m	lb/ft	
	THEMMDRN40	2.1/2"	63.5	84.5	350	5075	1400	20300	900	35.430	8.173	
THEMMDRN48	3"	76.2	97.3	350 (*) / 210 (**)	5075 (*) / 3045 (**)	880	12760	1000	39.370	9.515	6.393	0013-48

MARKING: Available only "embossed"

# INTERPUMP Mega Jet

## TFS04JG THS00JG



### APPLICATIONS :



### APPLICABLE SPECS. :

IMM - ISO 7751

High performance structure. High ozone and weather conditions resistance. Safety factor 2,5:1 o 3,5:1 according to ISO 7751.

**Internal hose:** Synthetic rubber, extruded whole without joints, of uniform thickness, abrasion resistant.  
**Reinforcement:** 4-6 high tensile steel wire spiral.  
**Covering:** Anti-abrasive syntetic rubber, resistant to oils, fuels and atmospheric conditions.  
**Recommended fluid:**Water, water-soap based, water grout based.  
**Operating temperature:** from -40 to +100°C, from -40 to +70° C for water based fluids, from 0 to +70°C water.

Part number	ID		OD	Max WP		Min BP		Min BR		Weight		Ferrule
	in	mm	mm	bar	psi	bar	psi	mm	inch	kg/m	lb/ft	
TFS04JGN16	1"	25.4	38.4	550	7975	1375	19938	220	8.661	2.104	1.414	004N-16
TFS04JGN20	1.1/4"	31.8	45.8	450	6525	1125	16313	400	15.748	2.550	1.714	004N-20
TFS04JGN24	1.1/2"	38.1	53.5	450	6525	1125	16313	560	22.047	3.225	2.167	004N-24
TFS04JGN32	2"	50.8	67.0	420	6090	1050	15225	650	25.591	4.400	2.957	004N-32
THS00JGN16	1"	25.4	42.2	600	8700	2100	30450	330	12.992	3.200	2.151	00J6-16
THS00JGN20	1.1/4"	31.8	49.7	550	7975	1925	27913	265	10.433	3.891	2.615	0013-20
THS00JGN24	1.1/2"	38.1	57.8	500	7250	1750	25375	310	12.205	5.182	3.483	0013-24
THS00JGN32	2"	50.8	71.5	480	6960	1680	24360	600	23.623	6.700	4.503	0013-32

Available on request with external antiabrasion UHMWPE film (in case of order use code TFS04JG)

MARKING: Available only "embossed"

# INTERPUMP BOP FIRESCREEN 5000

## APPLICATIONS :



## TYPE APPROVAL :

API16-D, LLOYD OD 1000/499

## APPLICABLE SPECS. :

API16-D - LLOYD'S REGISTER OD 1000/499 REV.2

## TBOP350



Isobaric line 5000 psi. Flame resistance tested iaw API 16-D Integrated with Lloyd's register OD 1000/499 rev 2 Flame Resistance Test

**Internal hose:** Synthetic rubber, extruded whole without joints, of uniform thickness.

**Reinforcement:** 6 high tensile steel wire spirals.

**Covering:** Anti-abrasive synthetic rubber, resistant to oils, fuels and atmospheric conditions.

**Recommended fluid:** Hydraulic fluids petroleum based (mineral oils), glycol-water based, water, lubricants.

**Operating temperature:** from -40 to + 120° C petroleum based fluids (Intermittent 125°), from -40 to +70° C for water based fluids, from 0 to +70°C water.


Part number	ID		OD	Max WP		Min BP		Min BR		Weight		Ferrule
	in	mm	mm	bar	psi	bar	psi	mm	inch	kg/m	lb/ft	
	TBOP350N32	2"	50.8	71.5	350	5075	1400	20300	635	25.000	6.890	

MARKING: Available only "embossed"

# INTERPUMP HyGEAR 1SC

## THEOG1K

APPLICATIONS :



APPLICABLE SPECS. :

EXCEED EN 857 1SC, ISO 11237 1SC

NO-SKIVE tube. High abrasion resistance. Easy assembly. Suitable for the use with the "GearBox" and "ATF" oils. Exceeds EN 853 impulse test requirements.

**Internal hose:** Synthetic rubber, extruded whole without joints, of uniform thickness.

**Reinforcement:** 1 high tensile steel wire braids.

**Covering:** Anti-abrasive synthetic rubber, resistant to oils, fuels and atmospheric conditions.

**Recommended fluid:** Mineral and biological oils, glycol-water based, water, lubricants.

**Operating temperature:** from -40 to +100°C from -40 to +70° C for water based fluids, from 0 to +70°C water.

Part number	ID		OD	Max WP		Min BP		Min BR		Weight		Ferrule
	in	mm	mm	bar	psi	bar	psi	mm	inch	kg/m	lb/ft	
	THEOG1K-12	3/4"	19	26.0	105	1523	420	6090	120	4.724	0.546	
THEOG1K-16	1"	25.4	33.7	88	1276	352	5104	150	5.906	0.759	0.510	001C-16
THEOG1K-20	1.1/4"	31.8	41.1	82	1189	328	4756	210	8.268	1.110	0.746	001C-20
THEOG1K-24	1.1/2"	38.1	48.6	82	1190	328	4756	250	9.842	1.319	0.886	001C-24
THEOG1K-32	2"	50.8	61.5	68	986	272	3944	315	12.402	1.767	1.187	001C-32
THEOG1K-40	2.1/2"	63.5	73.5	35	508	140	2030	500	19.685	2.108	1.417	001C-40

MARKING: Available also "embossed" brand version. In case of order use THEOG1KN







# Thermoplastic Hoses

in

 <p>SAE 100 R7</p>	<p><b>TFS0007</b></p>  <p>SAE 100R7 Double</p> <p>77</p>	 <p>SAE 100 R8</p>	<p><b>TFS0008</b></p>  <p>SAE 100R8</p> <p>78</p>
---	---	---	---

 <p>SAE 100 R7</p>	<p><b>TFS00H1</b></p>  <p>One high tensile steel wire braid</p> <p>79</p>	<p><b>TFS00H2</b></p>  <p>Two high tensile steel wire braid</p> <p>80</p>	 <p>Very High Pressure</p>
---	--	--	---

<p><b>TFS00HP</b></p>  <p>INTERPUMP HyUltra</p> <p>81</p>	 <p>Low temperature</p>	<p><b>TFS0018</b></p>  <p>R18 - Isobaric - Low temperature</p> <p>82</p>	<p><b>TFS00CP</b></p>  <p>Costant pressure low temperature</p> <p>83</p>
--	--	---	---

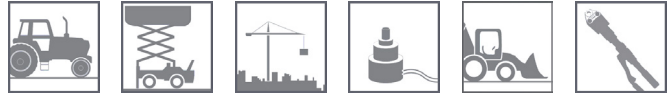
 <p>MICROBORE</p>	<p><b>TFS00MP</b></p>  <p>Mini-flexible hose</p> <p>84</p>	 <p>CO2</p>	<p><b>T100CO2</b></p>  <p>INTERPUMP HyFire</p> <p>85</p>
--	---	--	--

Dimensions and general characteristics may be changed at any time, data contained here in are only for information purpose only and it does not enlarge, amend or imply any warranty other than provided by us with the product. Any use of the product not in conformance with our instructions may be dangerous.

# SAE 100R7 TFS0007



### APPLICATIONS :



**TYPE APPROVAL :**  
MSHA

**APPLICABLE SPECS. :**  
EXCEED SAE 100R7 - ISO 3949 R7

Exceeds SAE 100R7. Light and flexible, abrasion resistant. Limited change in length. Pinpricked cover.

**Internal hose:** Polyester elastomer.  
**Reinforcement:** One or two braids of synthetic fiber.  
**Covering:** Polyurethane, black, pinpricked, white ink-jet branding.  
**Recommended fluid:**Hydraulic fluids petroleum based, glycol-water based, lubricant.  
**Operating temperature:** from -40 to +100°C continuous for air and water based fluids.

Part number	ID		OD	Max WP		Min BP		Min BR		Weight		Ferrule
	in	mm	mm	bar	psi	bar	psi	mm	inch	kg/m	lb/ft	
TFS0007-02	1/8"	4.0	8.3	210	3045	840	12180	25	0.984	0.050	0.034	*
TFS0007-03	3/16"	5.0	9.6	210	3045	840	12180	25	0.984	0.060	0.040	0007-03
TFS0007-04	1/4"	6.5	11.8	210	3045	840	12180	35	1.378	0.090	0.060	0007-04
TFS0007-05	5/16"	8.1	13.9	190	2755	760	11020	60	2.362	0.115	0.077	0007-05
TFS0007-06	3/8"	9.7	16.0	160	2320	640	9280	55	2.165	0.145	0.097	0007-06
TFS0007-08	1/2"	13.0	20.1	140	2030	560	8120	75	2.953	0.210	0.141	0007-08
TFS0007-10	5/8"	16.3	23.7	105	15225	420	6090	110	4.331	0.280	0.188	0007-10
TFS0007-12	3/4"	19.5	27.1	90	1305	360	5220	140	5.512	0.335	0.225	0007-12
TFS0007-16	1 "	25.9	34.0	70	1015	280	4060	190	7.480	0.455	0.305	0007-16

Available also in twin version ( in case of order use code T2S0007)



Available also in 'No conductive' version - ( in case of order use code TFS0NC7)



Available also in 'Neptune' version - marine application ( in case of order use code TFS00M7)



Available also in 'Nautilus' version - off-shore equipment ( in case of order use code TFS00Y7)



Available also in 'Solvent' version - ( in case of order use code TFS00V7)





# SAE 100R8 TFS0008

## APPLICATIONS :



## TYPE APPROVAL :

MSHA

## APPLICABLE SPECS. :

EXCEED SAE 100R8 - ISO 3949 R8



Exceeds SAE 100R8. Light and flexible, abrasion resistant. Limited change in length. Pinpricked cover.

**Internal hose:** Polyester elastomer.

**Reinforcement:** One or two braids of aramid fiber.

**Covering:** Polyurethane, black, pinpricked, white ink-jet branding.

**Recommended fluid:** Hydraulic fluids petroleum based, glycol-water based, lubricant.

**Operating temperature:** from -40 to +100°C continuous for air and water based fluids.

Part number	ID		OD	Max WP		Min BP		Min BR		Weight		Ferrule
	in	mm	mm	bar	psi	bar	psi	mm	inch	kg/m	lb/ft	
	TFS0008-02	1/8"	4.0	8.0	420	6090	1680	24360	25	0.984	0.045	
TFS0008-03	3/16"	5.0	8.9	350	5075	1400	20300	30	1.181	0.050	0.034	0008-03
TFS0008-04	1/4"	6.5	11.5	350	5075	1400	20300	50	1.969	0.085	0.057	0008-04
TFS0008-05	5/16"	8.1	13.4	300	4350	1200	17400	55	2.165	0.105	0.071	0008-05
TFS0008-06	3/8"	9.7	15.5	280	4060	1120	16240	60	2.362	0.135	0.091	0008-06
TFS0008-08	1/2"	13.0	19.9	245	35525	980	14210	80	3.150	0.200	0.134	0008-08
TFS0008-10	5/8"	16.3	23.4	200	2900	800	11600	125	4.921	0.250	0.168	0008-10
TFS0008-12	3/4"	19.5	27.1	165	23925	660	9570	150	5.906	0.320	0.215	0008-12
TFS0008-16	1 "	25.9	34.2	140	2030	560	8120	200	7.874	0.435	0.292	0008-16

Available also in twin version ( in case of order use code T2S0008).




Available also in 'Nautilus' version - off-shore equipment ( in case of order use code TFS00Y8).

Available also in 'Neptune' version - marine application ( in case of order use code TFS00M7).

Available also in 'Solvent' version (in case of order use code TFS00V8).

Available also in 'No conductive' version (in case of order use code TFS0NC8).



# One high tensile steel wire braid

## TFS00H1

### APPLICATIONS :



**TYPE APPROVAL :**  
MSHA

### APPLICABLE SPECS. :

SAE 100R1 - MEETS OR EXCEEDS PRESSURE LEVEL OF EN 853 1SN - EN 857 1SC

Slim line construction for compact installation and flexibility. Lightweight. Steel braid offers low volumetric expansion and optimum in length characteristics. Abrasion resistant.

**Internal hose:** Polyester elastomer.

**Reinforcement:** One braid of steel wire.

**Covering:** Polyurethane, black, white ink-jet branding.

**Recommended fluid:**Hydraulic fluids petroleum based, glycol-water based, lubricant.

**Operating temperature:** from -40 to +100°C continuous for air and water based fluids.

Part number	ID		OD	Max WP		Min BP		Min BR		Weight		Ferrule
	in	mm	mm	bar	psi	bar	psi	mm	inch	kg/m	lb/ft	
	TFS00H1-03	3/16"	5.0	9.7	360	5220	1440	20880	30	1.181	0.120	
TFS00H1-04	1/4"	6.4	11.7	310	4495	1240	17980	40	1.575	0.165	0.111	0008-04
TFS00H1-05	5/16"	8.1	13.2	250	3625	1000	14500	55	2.165	0.190	0.128	0008-05
TFS00H1-06	3/8"	9.8	15.5	225	3263	900	13050	65	2.559	0.230	0.155	0008-06
TFS00H1-08	1/2"	13.0	18.8	190	2755	760	11020	85	3.346	0.300	0.202	0008-08
TFS00H1-10	5/8"	16.3	22.0	140	2030	560	8120	115	4.528	0.335	0.225	0008-10
TFS00H1-12	3/4"	19.5	25.8	115	1668	460	6670	145	5.709	0.460	0.309	0008-12
TFS00H1-16	1"	25.8	33.4	95	1378	380	5510	180	7.087	0.640	0.430	0008-16



Available also in "Neptune" version - marine application (in case of order use code TFS0H1M). NO MSHA.



Available also in 'Solvent' version (in case of order use code TFS00V1). NO MSHA.

Available also in twin version ( in case of order use code T2S00H1)



# Two high tensile steel wire braids

## TFS00H2

### APPLICATIONS :



### TYPE APPROVAL :

MSHA



### APPLICABLE SPECS. :

MEETS OR EXCEEDS SAE 100R2 PERFORMANCE

Rugged construction for HD application and prolonged lifetime. Suitable in harsh condition. Abrasion resistant.

**Internal hose:** Polyester elastomer.

**Reinforcement:** Two braid of steel wire.

**Covering:** Polyurethane, black, white ink-jet branding.

**Recommended fluid:** Hydraulic fluids petroleum based, glycol-water based, lubricant.

**Operating temperature:** from -40 to +100°C continuous for air and water based fluids.

Part number	ID		OD	Max WP		Min BP		Min BR		Weight		Ferrule
	in	mm	mm	bar	psi	bar	psi	mm	inch	kg/m	lb/ft	
	TFS00H2-04	1/4"	6.4	12.8	400	5800	1600	23200	40	1.575	0.245	
TFS00H2-06	3/8"	9.8	16.8	330	4785	1320	19140	65	2.559	0.370	0.249	0022-06
TFS00H2-08	1/2"	13.0	20.2	260	3770	1040	15080	85	3.346	0.455	0.306	0022-08
TFS00H2-10	5/8"	16.3	23.5	220	3190	880	12760	115	4.528	0.560	0.376	0022-10
TFS00H2-12	3/4"	19.5	27.5	150	2175	660	9570	170	6.693	0.700	0.470	0022-12

Available also in twin version (in case of order use code T2S00H2).



Available also in 'Solvent' version (in case of order use code TFS00V2). NO MSHA.

# INTERPUMP HyUltra TFS00HP

## APPLICATIONS :



**TYPE APPROVAL :**  
MSHA

## APPLICABLE SPECS. :

Combined Aramid + Steel braid construction for compact design. Lightweight and flexible. Narrow bending radius for use on hose reels and in tight environments. Antiabrasion cover.

**Internal hose:** Polyester elastomer.

**Reinforcement:** One or two braid of aramid fiber plus one steel braid.

**Covering:** Polyurethane, black, white ink-jet branding.

**Recommended fluid:** Hydraulic fluids petroleum based, glycol-water based, lubricant.

**Operating temperature:** from -40 to +100°C continuous for air and water based fluids.

Part number	ID		OD	Max WP		Min BP		Min BR		Weight		Ferrule
	in	mm	mm	bar	psi	bar	psi	mm	inch	kg/m	lb/ft	
	TFS00HP-04	1/4"	6.6	12.7	700	10150	2800	40600	35	1.378	0.180	
TFS00HP-06	3/8"	9.8	18.7	700	10150	2800	40600	90	3.543	0.330	0.222	*

Available also in twin version ( in case of order use code T2500HP).



Available also in 'No conductive' version (in case of order use code TFSNCHP). NO MSHA.



# R18 Low temperature TFS0018

## APPLICATIONS :



## APPLICABLE SPECS. :

MEETS OR EXCEEDS SAE 100R18

Optimum bonding. Special polyester cover operating in cold environment. Tight bend radius. Microperforated covering.

**Internal hose:** Polyester elastomer.

**Reinforcement:** One or two braids of synthetic fiber.

**Covering:** Special polyester.

**Recommended fluid:** Hydraulic fluids petroleum based, glycol-water based, lubricant.

**Operating temperature:** from -55 to +100°C continuous for air and water based fluids.


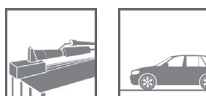
Part number	ID		OD	Max WP		Min BP		Min BR		Weight		Ferrule
	in	mm	mm	bar	psi	bar	psi	mm	inch	kg/m	lb/ft	
	TFS0018-03	3/16"	5.0	9.6	210	3045	840	12180	25	0.984	0.060	
TFS0018-04	1/4"	6.5	12.2	210	3045	840	12180	35	1.378	0.095	0.064	0008-04
TFS0018-05	5/16"	8.1	14.3	210	3045	840	12180	45	1.772	0.130	0.087	0008-05
TFS0018-06	3/8"	9.7	16.6	210	3045	840	12180	45	1.772	0.165	0.111	0008-06
TFS0018-08	1/2"	13.0	22.5	210	3045	840	12180	70	2.756	0.295	0.198	*
TFS0018-10	5/8"	16.3	26.1	210	3045	840	12180	100	3.937	0.370	0.249	*

Available also in twin version ( in case of order use code T250018).



# Mini-flexible TFS00MP

## APPLICATIONS :



## APPLICABLE SPECS. :

Very flexible and lightweight. Kink resistance. Antistick cover allow use of hose bundles for easy routing. Nipples fittings range.

**Internal hose:** Polyester elastomer.

**Reinforcement:** One braid of aramid fiber.

**Covering:** Antigrip polyurethane, black, pinpricked.

**Recommended fluid:**Hydraulic fluids petroleum based, glycol-water based, lubricant.

**Operating temperature:** from -40 to +100°C continuous for air and water based fluids.

Part number	ID		OD	Max WP		Min BP		Min BR		Weight		Ferrule
	in	mm	mm	bar	psi	bar	psi	mm	inch	kg/m	lb/ft	
	TFS00MP-012	5/64"	2.0	5.0	630	9135	1900	27550	20	0.787	0.020	
TFS00MP-020	1/8"	3.0	6.0	630	9135	1900	27550	30	1.181	0.025	0.017	*
TFS00MP-025	5/32"	4.0	8.0	630	9135	1900	27550	40	1.575	0.045	0.030	*

Available also in twin version ( in case of order use code T2500MP).



# INTERPUMP HyFire TI00C02

## APPLICATIONS :



## TYPE APPROVAL :

MSHA

## APPLICABLE SPECS. :

MEETS OR EXCEEDS EN 853 1SN - EN 854 1SC - SAE 100R1 PERFORMANCE LEVEL



One steel braid design for increased mechanical and pressure resistance. Operating temperatures from -60°C to +93°C. Pinpricked cover. Also suitable for use of connection between bottles/valves and manifolds for CO2 main fire extinguishing systems. The low temperature resistance of cover increases lifetime of these hoses.

**Internal hose:** Polyester elastomer.

**Reinforcement:** One braid of steel wire.

**Covering:** Polyurethane, black, pinpricked, white ink-jet branding.

**Operating temperature:** from -60 to +93°C.

Part number	ID		OD	Max WP		Min BP		Min BR		Weight		Ferrule
	in	mm	mm	bar	psi	bar	psi	mm	inch	kg/m	lb/ft	
	TI00C02-03	3/16"	5.0	9.7	300	4350	1200	17400	30	1.181	0.125	
TI00C02-04	1/4"	6.4	11.7	275	3988	1100	15950	40	1.575	0.155	0.104	*
TI00C02-05	5/16"	8.0	13.2	212	3074	848	12296	55	2.165	0.190	0.128	*
TI00C02-06	3/8"	9.8	15.5	212	3074	848	12296	65	2.559	0.230	0.155	*
TI00C02-08	1/2"	13.0	18.8	175	2538	700	10150	85	3.346	0.300	0.202	*
TI00C02-10	5/8"	16.3	22.0	140	2030	560	8120	115	4.528	0.320	0.215	*

Available also in twin version ( in case of order use code T2500C02).



# Costant pressure low temperature TFS00CP

## APPLICATIONS :



## APPLICABLE SPECS. :

EXCEEDS SAE 100R18

Optimum bonding. Special polyester cover operating in cold enviroment. Tight bend radius. Microperforated covering.

**Internal hose:** Polyester elastomer.

**Reinforcement:** One or two braids of synthetic fiber.

**Covering:** Special polyester, pinprinked.

**Recommended fluid:**Hydraulic fluids petroleum based, glicol-water based, lubricant.

**Operating temperature:** from -55 to +100°C continuous +70°C for water based fluids.

Part number	ID		OD	Max WP		Min BP		Min BR		Weight		Ferrule
	in	mm	mm	bar	psi	bar	psi	mm	inch	kg/m	lb/ft	
	TFS00CP-03	3/16"	5.0	9.6	250	3600	1000	14400	25	0.984	0.060	
TFS00CP-04	1/4"	6.5	13.0	250	3600	1000	14400	35	1.378	0.115	0.077	0008-04
TFS00CP-05	5/16"	8.1	15.0	250	3600	1000	14400	45	1.772	0.145	0.097	0008-05
TFS00CP-06	3/8"	9.7	18.0	250	3600	1000	14400	55	2.170	0.205	0.138	0008-06





# P.T.F.E. Hoses

in

**PTFE Hoses**

**TF000T1**



Tubo P.T.F.E. tipo T1

89

**TF00TP1**



Tubo P.T.F.E. tipo TP1

90

**TF000T2**



Tubo P.T.F.E. tipo T2

91

**TF00THP**



Tubo P.T.F.E. tipo THP

92

**TF00LTC**



Tubo P.T.F.E. corrugato  
tipo LTC

93

# P.T.F.E. - T1

## TF000T1



### APPLICATIONS :



### APPLICABLE SPECS. :

SAE 100 R14

Hose for use with IMM Hydraulics fittings. Standard tail.

**Internal hose:** Smooth P.T.F.E. thin wall.

**Covering:** 1 high tensile stainless steel AISI 304 wire braids

**Operating temperature:** from -70 to +260°C.

Part number	ID		OD	Min BR		Ferrule
	in	mm	mm	mm	inch	
TF000T1-03	3/16"	4,8	7.4	35	1.378	PTFE-03
TF000T1-04	1/4"	6,35	9	45	1.772	PTFE-04
TF000T1-05	5/16"	7,9	10.8	50	1.969	PTFE-05
TF000T1-06	3/8"	9,50	12.4	55	2.165	PTFE-06
TF000T1-08	1/2"	12,7	15.7	70	2.756	PTFE-08
TF000T1-10	5/8"	15,90	19.1	130	5.118	PTFE-10
TF000T1-12	3/4"	19,0	22.2	190	7.480	PTFE-12
TF000T1-16	1 "	25,40	29.7	270	10.630	PTFE-16

For temperature over 100°C, please contact our technical department

# P.T.F.E. - TP1 TF00TP1

## APPLICATIONS :



## APPLICABLE SPECS. :

Hose for use with IMM Hydraulics fittings. Standard tail.

**Internal hose:** Smooth P.T.F.E. medium thickness wall.

**Covering:** 1 high tensile stainless steel AISI 304 wire braids

**Operating temperature:** from -70 to +260°C.

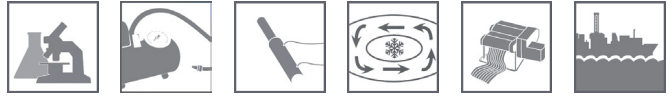
Part number	ID		OD	Min BR		Ferrule
	in	mm	mm	mm	inch	
	TF00TP1-03	3/16"	4.8	7.8	35	
TF00TP1-04	1/4"	6.35	9.4	45	1.772	*
TF00TP1-05	5/16"	7.9	11.2	50	1.969	*
TF00TP1-06	3/8"	9.5	12.8	55	2.165	*
TF00TP1-07	13/32"	10.3	13.6	65	2.559	*
TF00TP1-08	1/2"	12.7	16	70	2.756	*
TF00TP1-10	5/8"	15.9	19.4	130	5.118	*
TF00TP1-12	3/4"	19	22.5	190	7.480	*
TF00TP1-14	7/8"	22.2	26	250	9.843	*
TF00TP1-16	1"	25.4	29.4	270	10.630	*

(\*) Ask to our Technical Office - For temperatures over 100 ° C contact our Technical office

# P.T.F.E. - T2 TF000T2



### APPLICATIONS :



### APPLICABLE SPECS. :

Hose for use with IMM Hydraulics fittings. Standard tail.

**Internal hose:** Smooth P.T.F.E..

**Covering:** 2 high tensile stainless steel AISI 304 wire braids

**Operating temperature:** from -70 to +260°C.

Part number	ID		OD	Min BR		Weight	Ferrule
	in	mm	mm	mm	inch	lb/ft	
TF000T2-03	3/16"	4.8	8.8	30	1.181	0.094	*
TF000T2-04	1/4"	6.4	10.4	35	1.378	0.123	*
TF000T2-05	5/16"	7.9	12	40	1.575	0.141	*
TF000T2-06	3/8"	9.5	13.7	50	1.969	0.163	*
TF000T2-07	13/32"	10.3	14.6	60	2.362	0.173	*
TF000T2-08	1/2"	12.7	17	70	2.756	0.251	*
TF000T2-10	5/8"	15.9	20.5	110	4.331	0.304	*
TF000T2-12	3/4"	19	23.5	180	7.087	0.358	*
TF000T2-14	7/8"	22.2	27	200	7.874	0.470	*
TF000T2-16	1"	25.4	30.8	280	11.024	0.491	*

(\*) Ask to our Technical Office - For temperatures over 100 ° C contact our Technical office

# P.T.F.E. - THP TF00THP

## APPLICATIONS :



## APPLICABLE SPECS. :

SAE 100 R8 - SAE 100 R9 - MIL. H38360

Hose for use with IMM Hydraulics fittings. Standard tail.

**Internal hose:** Conductive extruded black smooth P.T.F.E..

**Covering:** 1 high tensile stainless steel AISI 304 wire braids


**Operating temperature:** from -70 to +260°C.

Part number	ID		OD	Max WP	Min BR		Weight	Ferrule
	in	mm	mm	psi	mm	inch	lb/ft	
TF00THP-04	1/4"	6	9.9	5003	38	1.496	0.100	*
TF00THP-05	5/16"	8	12.4	5003	63	2.480	0.163	*
TF00THP-06	3/8"	9.5	15.6	5003	73	2.874	0.232	*
TF00THP-08	1/2"	13	18.5	5003	82	3.228	0.325	*
TF00THP-10	5/8"	16	25.1	5003	98	3.858	0.660	*
TF00THP-14	7/8"	22	32.2	5003	127	5.000	1.020	*
TF00THP-18	1.1/8"	28.5	42.1	5003	305	12.008	1.850	*
TF00THP-20	1.1/4"	32	48.2	4002	356	14.016	1.910	*

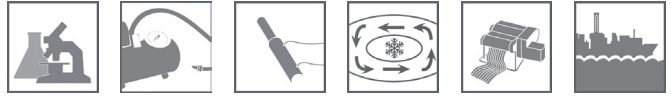
(\*) - Ask to our Technical Office - For impulse pressure reduce the operating pressure by 69 bar. For use at a constant temperature of +204 °C, the max operating pressure for all diameters is 207 bar.

# P.T.F.E. - LTC

## TF00LTC



### APPLICATIONS :



### APPLICABLE SPECS. :

Hose for use with IMM Hydraulics fittings. Standard tail.

**Internal hose:** Convoluted P.T.F.E. core.

**Covering:** 1 high tensile stainless steel AISI 304 wire braids

**Operating temperature:** from -70 to +260°C.

Part number	ID		Min BR		Weight	Ferrule
	in	mm	mm	inch	lb/ft	
	TF00LTC-06	3/8"	9.5	20	0.787	
TF00LTC-08	1/2"	12.7	25	0.984	0.081	*
TF00LTC-10	5/8"	15.9	50	1.969	0.091	*
TF00LTC-12	3/4"	19	65	2.559	0.153	*
TF00LTC-16	1"	25.4	90	3.543	0.189	*
TF00LTC-20	1 1/4"	31.8	127	5.000	0.233	*
TF00LTC-24	1 1/2"	38.1	152	5.984	0.318	*
TF00LTC-32	2"	50.8	200	7.874	0.369	*

(\*) - For temperature over 100C° and ferrule, please contact our technical department





# Accessories





Armour Guard  
Spirali

**SPMP**



Armour Guard

100

**SPMW**




Wire Guard

100

Handle  
Manopole

**MANB**



Handle (Blue)

101

**MANN**



Handle (Black)

101

**SAPB**



Armour Guard Black "Basic"

102

**SKPB**



Armour Guard Black  
"Endurance"

103

Sleeve and Cap  
Calze e capsule

**TPRS**



Protective textile stockings

104

**GP085**



Black PVC sheath+

105

**CFVS**



Glass fiber knitted sleeve

106

**CAFV**



Braided Glass fiber sleeve

107

**CTA**



Heat shrink PVC caps

108

Heat machine  
Fornelli

**HSMA1**



Manual without bss

**HSMA2**



Manual with bss

**HSMB1**

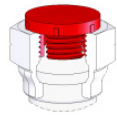


Table mounted

109



**PLM**



Protection plugs

110

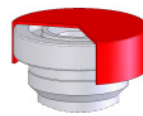
**PLF**



Protection plugs

111


**PFS3**



Protection plugs for SAE 3000 flanges

112

**PFS6**



Protection plugs for SAE 6000 flanges

112

**POCG**



Protection Plug

112

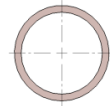


Go/Not go double gauges

113



**RM00 - RG00**

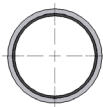


Metric copper washer

114



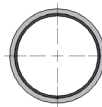
**RBMO - RB00**



Metric Bonded Seal

115

**RBMA - RBGA**



Self-cent Bonded Seal

115



Seals for adaptors and fittings

116-125



**BOXG-BS-70**



O-Ring NBR70 shore british standard

126

**BOXH-MS-70**



O-Ring NBR70 shore Metric Standard

126




**BOXBG**



BSP - Self-centering bonded seal kit

127

## Armour Guard



## Wire Guard




Part number		
	ID	Lenght
SPMP-13	13	4 MT.
SPMP-15	15	4 MT.
SPMP-16	16	4 MT.
SPMP-17	17	4 MT.
SPMP-18	18	4 MT.
SPMP-20	20	4 MT.
SPMP-22	22	4 MT.
SPMP-24	24	4 MT.
SPMP-26	26	4 MT.
SPMP-28	28	4 MT.
SPMP-30	30	4 MT.
SPMP-32	32	4 MT.
SPMP-34	34	4 MT.
SPMP-38	38	4 MT.
SPMP-40	40	4 MT.
SPMP-41	41	4 MT.
SPMP-42	42	4 MT.
SPMP-47	47	4 MT.
SPMP-48	48	4 MT.
SPMP-49	49	4 MT.
SPMP-52	52	4 MT.
SPMP-54	54	4 MT.
SPMP-58	58	4 MT.
SPMP-60	60	4 MT.
SPMP-68	68	4 MT.
SPMP-72	72	4 MT.

Part number			
	ID	Thickness	Lenght
SPMW-13	13	2	4 MT.
SPMW-15	15	2	4 MT.
SPMW-16	16	2	4 MT.
SPMW-17	17	2	4 MT.
SPMW-18	18	2	4 MT.
SPMW-20	20	2	4 MT.
SPMW-22	22	2	4 MT.
SPMW-24	24	2	4 MT.
SPMW-26	26	2	4 MT.
SPMW-28	28	2	4 MT.
SPMW-30	30	2	4 MT.
SPMW-32	32	2,5	4 MT.
SPMW-34	34	2,5	4 MT.
SPMW-38	38	3	4 MT.
SPMW-40	40	3	4 MT.
SPMW-42	42	3	4 MT.
SPMW-52	52	3	4 MT.
SPMW-54	54	3	4 MT.
SPMW-60	60	3	4 MT.
SPMW-72	72	3	4 MT.

# MANB

## Handle (Blue)



Material: Rubber SBR+EPDM.  
 Operating **temperature range**: -20°C +150°C.  
 Hardness: shore A65.  
 High mechanical strength.

Part number		
	I.D.mm	Lenght(mt)
MANB-04	15	116
MANB-05	18	128
MANB-06	21	128
MANB-08	23	128

# MANN


## Handle (Black)



Material: Rubber SBR+EPDM.  
 Operating **temperature range**: -20°C +150°C.  
 Hardness: shore A65.  
 High mechanical strength.

Part number		
	I.D.mm	Lenght(mt)
MANN-04	15	116
MANN-05	18	128
MANN-06	21	128
MANN-08	23	128

# SAPB



## Armour Guard Black “Basic”

**Material:** rigid PVC no crash. (\*)  
**Spiral:** abrasion, crushing, UV, ozone and flame resistant conforming to UL94 V2 self-extinguishing class.  
**Operating temperature range:** -10°C +70°C.  
**Hardness:** shore A78.  
**Breaking stretching (ISO R527):** 130%.  
**Breaking load (ISO R527):** 40 kg/cm<sup>2</sup>.

Part number			Weight Kg/m
	I.D.mm	length(mt)	
SAPB-08	8	50	0.05
SAPB-12	12	50	0.06
SAPB-16	16	50	0.08
SAPB-20	20	50	0.12
SAPB-24	24	50	0.19
SAPB-27	27	50	0.22
SAPB-30	30	50	0.25
SAPB-35	35	50	0.33
SAPB-44	44	25	0.48
SAPB-56	56	20	0,80
SAPB-67	67	20	0.88
SAPB-80	80	10	1.39
SAPB-100	100	7	1.90
SAPB-120	120	6	1.78

(\*)Also available in HDPE version for protection of hydraulic hoses.  
 Temperature range: -60°C +100°C.  
 Spiral: abrasion crush, UV, ozone, low temperature.  
 Resistance: Acids, Oils, Solvents.

- Other diameters and/or pressures are feasible upon request - The characteristics and technical data could be changed without warning.



## Armour Guard Black “Endurance”

Spiralina in plastica nera ‘Endurance’





**Bending creep:** 110/30 Mpa (ISO 178).

**Spiral:** abrasion, crushing, UV, ozone and flame resistant conforming to UL94 V2 self-extinguishing class.

**Electrical resistivity:** 10 e13 Ω.

**Test temperature:** -25 ° C + 120 ° C.


Polyamide (PA) spiral for protection of hydraulic tubes and multiple pipe wiring where high temperature is required.

Part number			Weight Kg/m
	I.D.mm	Lenght(mt)	
SKPB-08	8	30	0.04
SKPB-13	12	30	0.05
SKPB-16	16	30	0.07
SKPB-19	20	30	0.09
SKPB-25	25	30	0.14
SKPB-27	27	30	0.15
SKPB-35	35	30	0.21
SKPB-45	45	30	0.32
SKPB-67	67	20	0.065
SKPB-80	80	10	0.95
SKPB-100	100	7	1.425

- Other diameters and/or pressures are feasible upon request - The characteristics and technical data could be changed without warning.

# TPRS


# Protective textile stockings



**USE:** Ideal for grouping and protecting tube bundles, saving space, protecting operators from possible assemblage failures. Protect from abrasion and wear. Limited blockage or loss of assembly.

### Features:

- Elongation at break:** from 24 to 34%.
- Material:** High density polypropylene (75% polypropylene - 25% Polyester).
- Color:** Black.
- MSHA IC-242/05 (\*MSHA IC-242/06).**
- Treatment:** UV stabilization at 200 Kly.
- Abrasion resistance:** > 25000 cycles.
- Maximum working temperature:** 90°C (194°F).

Part number	Width Larghezza	 ID	Roll
	mm	mm	length
TPRS-20	35	20	100
TPRS-22	40	22	100
TPRS-25	45	25	100
TPRS-28	50	28	100
TPRS-32	55	32	100
TPRS-35	60	35	100
TPRS-40	65	40	100
TPRS-45	80	45	100
TPRS-50	90	50	100
TPRS-70	120	70	100
TPRS-75	120	75	100
TPRS-90	150	90	100

\*Also available in polyester version and Max operating temperature 130°C.

## Black PVC sheath

Guaina nera in PVC

## GP085



**USE:** Particularly suitable for grouping tube bundles. UV protection. Abrasion wear and tear. Waterproof to solvents, oils, etc ..

### Features:

**Flame propagation:** self-extinguishing grade 0 (according to UL94).

**Material:** PVC 70.


**Color:** Black

**Maximum operating temperature:** 70 ° C according to CEI 23-14. UL94.

**Original breaking load:** 16.3 N/mm<sup>2</sup>.

**Original elongation at break:** 250%.

**Hardness shore:** 75 a 15°.

Part number			Roll length
	ID mm	Wall thickness	
GP085-15	15	0.6	100
GP085-18	18	0.6	100
GP085-22	22	0.6	100
GP085-24	24	0.6	100
GP085-26	26	0.6	100
GP085-28	28	0.6	100
GP085-30	30	0.6	100
GP085-34	34	0.7	50
GP085-40	40	0.7	50

# CFVS

## Glass fiber knitted sleeve with red silicon coating



**USE:** Particularly suitable for steel mills, foundries, glass processing, shipyards, railways. Isolating for class H and class C motors, transformers. Cabling in ovens, welders. Specially designed for high and very high temperature resistance.

### Features:

**Maximum operating temperature:** 1650 ° C (3000 ° F) exposure 15-30 seconds - 1093 ° C (2000 ° F) exposure 15-20 minutes - 260 ° C (500 ° F) to -54 ° C (-65 ° F) continuous exposure.

**Flame Resistance ISO15540 & ISO15541.**

**Oil and fluid resistance:** Resistant to most liquids including those based on hydrocarbons. Unmatched functionality after immersion for 120 hours at 80 ° F in MIL-L-6082 and Skydroll 500 liquid.

Compliance SAE AS1072E.

MSHA Certification.

Certified iaw UL 1441, VW1.

Tested iaw ISO 6940, ISO6530, BS 2576, EN373, EN388.

Rail Certification EN 45545-2:2013-08.

Part number		Roll
	Size	length*
CFVS-06	06	15
CFVS-10	10	15
CFVS-13	13	15
CFVS-16	16	15
CFVS-19	19	15
CFVS-22	22	15
CFVS-25	25	15
CFVS-29	29	15
CFVS-32	32	15
CFVS-35	35	15
CFVS-38	38	15
CFVS-41	41	15
CFVS-44	44	15
CFVS-51	51	15
CFVS-57	57	15
CFVS-64	64	15
CFVS-70	70	15

Part number		Roll
	Size	length*
CFVS-76	76	15
CFVS-89	89	15
CFVS-102	102	15
CFVS-114	114	15
CFVS-127	127	15

## Braided glass fiber sleeve

## CAFV



**USE:** Sleeving are braided to ensure elasticity and to be applicated easily on pipes. Used for heat insulation and protection of hoses. They can be treated externally with elastomers and silicone.

### Features:

Good stability at high temperatures.

**Maximum operating temperature:** 538 ° C (continuous); 650 ° C (intermittent).


Low thermal conductivity.

Good dimensional stability.

Good resistance to chemical agents.

Good mechanical strength.

High flexibility.

Part number		Roll
	Size	lenght
CAFV-13	13	300
CAFV-19	19	225
CAFV-22	22	195
CAFV-25	25	195
CAFV-32	32	135
CAFV-38	38	210
CAFV-51	51	75
CAFV-64	64	134
CAFV-76	76	60
CAFV-102	102	52

**Cautionary notes:** Extended exposure to water or other liquids causes weakening of the fibers. Loose fibers may cause some irritation to skin. Long sleeves, goggles and gloves are recommended during installation.

## CTA HY-CAP Capsules in shrink-wrapping PVC



System for preventing the internal contamination of the assembled hose up to the time of assembly, equivalent and alternative to the traditional threaded plastic plug.

### Features:

**Environment:** Reduction of plastic waste quantities.

**Material:** Thermoplastic polyvinyl chloride (PVC) foil leaf.

**Range:** Cover of all applications with only 7 capsules diameters.

**Management:** Controls, documenting and reordering only 7 codes.

Heat-shrinking times around the second.

Capsule color and logo customizable, for minimum order quantity.

Part number	Size	Lenght	Hexagonal	Q.ty
			covered	Box
CTA2530AA	25	25	12/22	20000
CTA2850AA	28	28	22/24	8500
CTA3140AA	31	31	24/27	10000
CTA3440AA	34	34	27/30	12000
CTA3850AA	38	38	30/32	7000
CTA4660AA	46	46	32/41	4000
CTA7050AA	70	70	41/70	2800




## Heat shrink machine

## HSM



HSMA1



HSMA2



HSMB1

**Features:**

230 V (1000 W).

**Material:** Stainless steel.

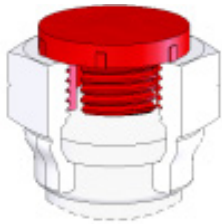
**Versions:** Table mounted (HSMB1).

Manual, with or without base support stand (bss) (HSMA1 and HSMA2).

Part number	Version	Weight Kg	Dimensions (mm)	
			A X B	h
HSMA1	Manual, without bss	1.5	240x100	240
HSMA2	Manual, with bss	2.0	240x180	320
HSMB1	Table mounted	3.0	480x150	220

## Protection plugs

### Male plug

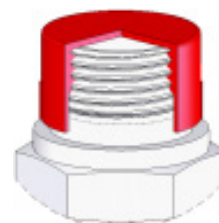


Part number	Thread/Filetto				
	UNF/UN	BSPB/BSPT	NPTF	ORFS	METRIC
PLUG-01M	-	1/8"-28	1/8"-27	-	M10X1,5
PLUG-21M	7/16"-20	-	-	-	-
PLUG-02M	1/2"-20	1/4"-19	1/4"-18	-	M12X1,5
PLUG-23M	9/16"-18	-	-	9/16"-18	M14X1,5
PLUG-03M	5/8"-18	3/8"-19	3/8"-18	-	M16X1,5
PLUG-13M	-	-	-	11/16"-16	M18X1,5
PLUG-25M	3/4"-16	-	-	-	-
PLUG-04M	-	1/2"-14	1/2"-14	-	M20X1,5
PLUG-36M	-	-	-	13/16"-16	-
PLUG-05M	7/8"-14	5/8"-14	-	-	M22X1,5
PLUG-37M	-	-	-	1"-14	-
PLUG-20M	-	-	-	-	M24X1,5
PLUG-06M	1.1/16"-12	3/4"-14	3/4"-14	-	M26X1,5
PLUG-29M	1.3/16"-12	-	-	1.3/16"-12	M30X2/M30X1,5
PLUG-07M	1.5/16"-12	1"-11	1"-11.1/2	-	-
PLUG-15M	-	-	-	-	M36X2/M36X1,5
PLUG-38M	-	-	-	1.7/16"-12	-
PLUG-32M	-	-	-	-	M38X1,5
PLUG-27M	1.5/8"-12	-	-	-	-
PLUG-08M	-	1.1/4"-11	1.1/4"-11.1/2	-	-
PLUG-33M	-	-	-	-	M42X1,5
PLUG-16M	-	-	-	1.11/16"-12	M42X2
PLUG-17M	-	-	-	-	M45X1,5/M45X2
PLUG-09M	1.7/8"-12	1.1/2"-11	1.1/2"-11.1/2	-	-
PLUG-40M	-	-	-	2"-12	-
PLUG-18M	-	-	-	-	M52X2
PLUG-10M	-	2"-11	2"-11.1/2	-	-
PLUG-28M	2.1/2"-12	-	-	-	-



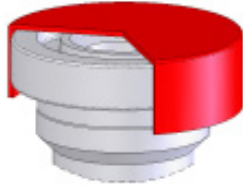
## Protection plugs

### Female plug



Part number	Thread/Filetto				
	UNF/UN	BSPP/BSPT	NPTF	ORFS	METRIC
PLUG-01F	-	1/8"-28	1/8"-27	-	M10X1,5
PLUG-21F	7/16"-20	-	-	-	-
PLUG-11F	-	-	-	-	M12X1,5
PLUG-22F	1/2"-20	-	-	-	-
PLUG-02F	-	1/4"-19	1/4"-18	-	-
PLUG-23F	9/16"-18	-	-	9/16"-18	M14X1,5
PLUG-24F	5/8"-18	-	-	-	-
PLUG-12F	-	-	-	-	M16X1,5
PLUG-03F	-	3/8"-19	3/8"-18	-	-
PLUG-35F	-	-	-	11/16"-16	-
PLUG-13F	-	-	-	-	M18X1,5
PLUG-25F	3/4"-16	-	-	-	-
PLUG-19F	-	-	-	-	M20X1,5
PLUG-04F	-	1/2"-14	1/2"-14	13/16"-16	-
PLUG-26F	7/8"-14	-	-	-	M22X1,5
PLUG-05F	-	5/8"-14	-	-	-
PLUG-20F	-	-	-	-	M24X1,5
PLUG-37F	-	-	-	1"-14	-
PLUG-06F	1.1/16"-12	3/4"-14	3/4"-14	-	M26X1,5
PLUG-29F	1.3/16"-12	-	-	1'3/16	M30X1,5/M30X2
PLUG-07F	1.5/16"-12	1"-11	1"-11.1/2	-	-
PLUG-15F	-	-	-	-	M36X1,5/M36X2
PLUG-38F	-	-	-	1.7/16"-12	-
PLUG-32F	-	-	-	-	M38X1,5
PLUG-27F	1.5/8"-12	-	-	-	-
PLUG-08F	-	1.1/4"-11	1.1/4"-11.1/2	-	M42X1,5
PLUG-16F	-	-	-	-	M42X2
PLUG-39F	-	-	-	1.11/16"-12	-
PLUG-17F	-	-	-	-	M45X1,5/M45X2
PLUG-09F	1.7/8"-12	1'1/2	1.1/2"-11.1/2	-	-
PLUG-40F	-	-	-	2"-12	-
PLUG-18F	-	-	-	-	M52X2
PLUG-10F	-	2"-11	2"-11.1/2	-	-
PLUG-28F	2.1/2"-12	-	-	-	-


## PFS3



### Protection plugs for SAE 3000 flanges

Part number	Size
PFS3-08	1/2
PFS3-12	3/4
PFS3-16	1
PFS3-20	1.1/4
PFS3-24	1.1/2
PFS3-32	2
PFS3-40	2.1/2

## PFS6



### Protection plugs for SAE 6000 flanges

Part number	Size
PFS6-08	1/2
PFS6-12	3/4
PFS6-16	1
PFS6-20	1.1/4
PFS6-24	1.1/2
PFS6-32	2

## POCG



### Protection plugs BSP banjo

Part number	Size
POCG-04	1/4
POCG-06	3/4
POCG-08	1/2

## Go/Not go double gauges

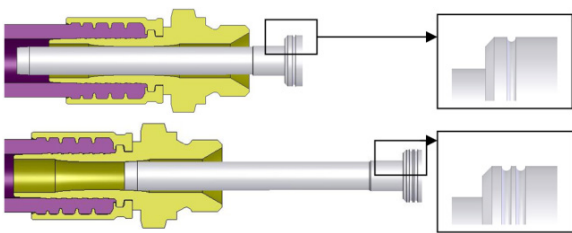
## TMBS

Code	Tubo
TMBS-00-03	3/16"
TMBS-00-04	1/4"
TMBS-00-05	5/16"
TMBS-00-06	3/8"
TMBS-00-08	1/2"
TMBS-00-10	5/8"
TMBS-00-12	3/4"
TMBS-00-16	1"
TMBS-00-20	1,1/4"
TMBS-03-20	Kit 3/16"-1,1/4"
TMBS-00-24	1,1/2"
TMBS-00-32	2"
TMBS-03-32	Kit 3/16"-2"

Technical data/Dati tecnici	
Material/Materiale	steel/acciaio
Surface treatment/ Trattamento superficiale	nickel plated nichelato



### User instructions

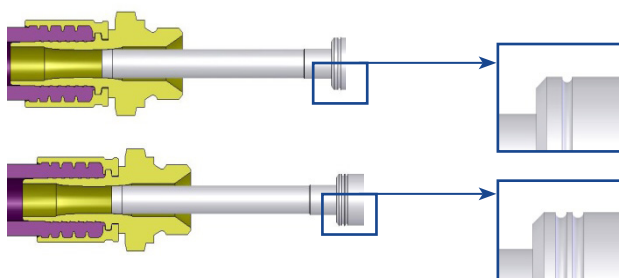
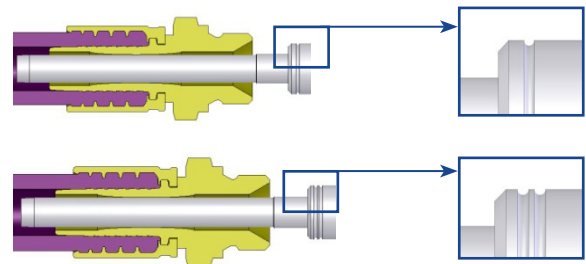


#### Correct swaging:

- Swaging phase is rightly made.
- "Go" side (signed with one line) is not stopped from internal deformation of insert.
- "Not Go" side (signed with two lines) is correctly stopped from internal deformation of insert.

#### Uncorrect swaging:

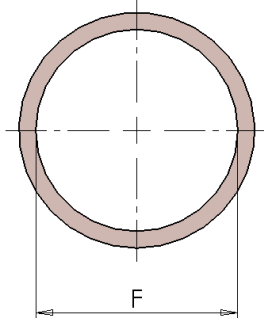
Swaging phase is not rightly made. Both "Go" side (signed with one line) and "Not go" side (signed with two lines) are not stopped from internal deformation of insert. Decrease swaging diameter (0,1 mm each step) until right swaging dimension.



#### Uncorrect swaging:

Item has been too swaged. Both "Go" side (signed with one line) and "Not go" side (signed with two lines) are stopped from too high internal deformation of insert. Too high change of internal shape cannot guarantee right performance on application.

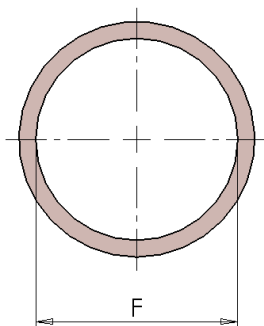
## RM00



### Metric copper washer

Part number	Dimensions
	F
RM00-06	M6
RM00-08	M8
RM00-10	M10
RM00-12	M12
RM00-14	M14
RM00-16	M16
RM00-18	M18
RM00-20	M20
RM00-20-26	M20
RM00-22	M22
RM00-26	M26
RM00-28-34	M28
RM00-30	M30

## RG00

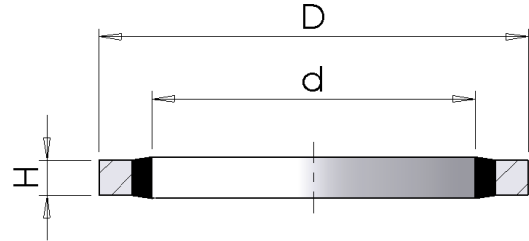


### BSPP copper washer

Part number	Dimensions
	F
RG00-02	G 1/8"
RG00-04	G 1/4"
RG00-06	G 3/8"
RG00-08	G 1/2"
RG00-10	G 5/8"
RG00-12	G 3/4"
RG00-16	G 1"
RG00-20	G 1.1/4"
RG00-24	G 1.1/2"
RG00-32	G 2"

# RBM0

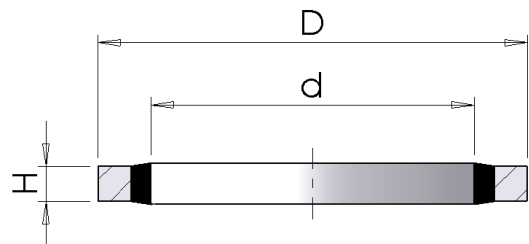
## Metric Bonded Seal



Part number	Dimensions		
	F	D	H
RBM0-05	M5	8.4	1.2
RBM0-06	M6	13.2	1.2
RBM0-08	M8	14.2	1.2
RBM0-10	M10	18.4	2
RBM0-14	M14	22.2	2
RBM0-16	M16	25.4	2
RBM0-18	M18	26.9	2.3

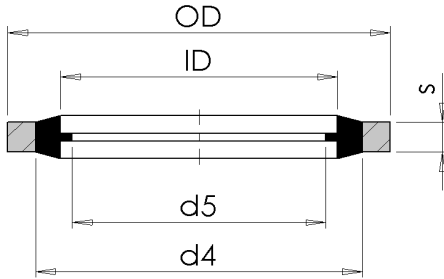
# RB00

## BSPP seal bonded



Part number	Dimensions		
	F	D	H
RB00-02	G 1/8"	14	2
RB00-04	G 1/4"	20.6	2
RB00-06	G 3/8"	23.9	2
RB00-08	G 1/2"	28.7	2
RB00-10	G 5/8"	31.8	2
RB00-12	G 3/4"	35	2
RB00-16	G 1"	42.9	2.5
RB00-20	G 1.1/4"	52.5	2.5
RB00-24	G 1.1/2"	58.7	3.2
RB00-32	G 2"	73	2.5

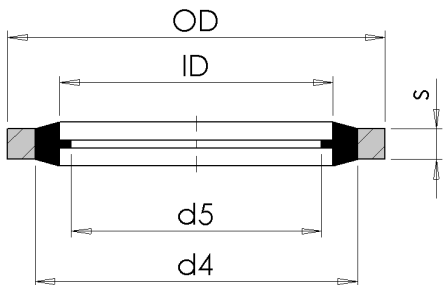
## RBMA



### Metric Self-centering Bonded Seal

Part number	Dimensions					Thread
	ID	OD	d4	d5	s	
RBMA-04	4.5	7	5.4	3.3	1	M4
RBMA-08	8.7	14	10.4	6.4	1	M8
RBMA-10	10.7	16	12.4	8.05	1.5	M10
RBMA-12	12.7	18	14.4	10.2	1.5	M12
RBMA-14	14.7	22	16.4	11.38	1.5	M14
RBMA-16	16.7	24	18.4	13.41	1.5	M16
RBMA-18	18.7	26	20.4	14.76	1.5	M18
RBMA-20	20.7	28	22.5	16.76	1.5	M20
RBMA-22	22.7	30	24.4	18.74	2	M22

## RBGA

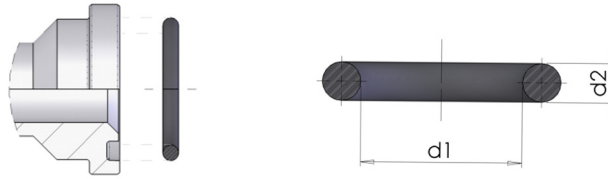


### BSP Self-centering Bonded Seal

Part number	Dimensions					Thread
	ID	OD	d4	d5	s	
RBGA-02	10.37	15.88	11.84	8.26	2	1/8
RBGA-04	13.74	20.57	15.21	11.18	2	1/4
RBGA-06	17.28	23.8	18.75	14.76	2	3/8
RBGA-08	21.54	28.58	23.01	18.24	2.47	1/2
RBGA-10	23.49	31.75	24.97	20.27	2.47	5/8
RBGA-12	27.05	34.93	28.53	23.83	2.47	3/4
RBGA-14	30.81	38.1	32.29	27.51	2.47	7/8
RBGA-16	33.89	42.8	36.88	29.92	3.4	1
RBGA-20	42.93	52.38	45.93	38.45	3.4	1.1/4
RBGA-24	48.44	58.6	51.39	44.45	3.4	1.1/2
RBGA-28	54.89	69.85	58.3	50.42	3.4	1.3/4
RBGA-32	60.58	73.03	63.63	56.26	3.4	2
RBGA-40	76.08	90.17	79.38	71.5	3.4	2.1/2

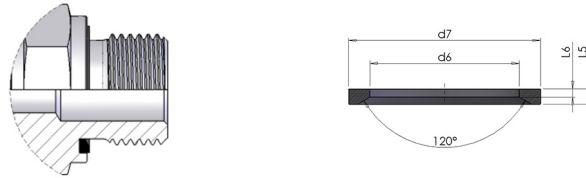
-Also available in 304 stainless steel version, code ex. XRBGA-02

## O-Ring for SAE J 518 Flange (3000 PSI and 6000 PSI)



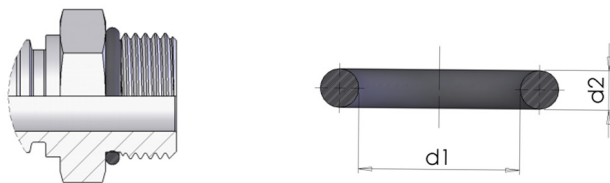
Part number	rif. Usa	rif. Eng.	d1	d2	Flangia	
					Pollici	dash
8-4075	2-210	4075	18.64	3.53	1/2	08
8-4100	2-214	4100	24.99	3.53	3/4	12
8-4131	2-219	4131	32.92	3.53	1	16
8-4150	2-222	4150	37.69	3.53	1-1/4	20
8-4187	2-225	4187	47.22	3.53	1-1/2	24
8-4225	2-228	4225	56.74	3.53	2	32
8-4275	2-232	4275	69.44	3.53	2-1/2	40
8-4337	2-237	4337	85.32	3.53	3	48
8-4387	2-241	4387	98.02	3.53	3-1/2	56
8-4437	2-245	4437	110.72	3.53	4	64

## Elastomeric seal for Male BSP / Metric



Part number	SIZE	d6	d7	L5	L6	FILETTATURA	
						Metrica	Pollici
8-E10	10	8.4	11.9	1	0.5	M10x1	1/8"-28
8-E12	12	9.8	14.4	1.5	0.8	M12x1,5	-
8-E14	14	11.6	16.5	1.5	0.8	M14x1,5	1/4-19
8-E16	16	13.8	18.9	1.5	0.8	M16x1,5	-
8-E17	17	14.7	18.9	1.5	0.8	-	3/8-19
8-E18	18	15.7	20.9	1.5	0.8	M18x1,5	-
8-E20	20	17.8	22.9	1.5	0.8	M20x1,5	-
8-E21	21	18.5	23.9	1.5	0.8	-	1/2-14
8-E22	22	19.6	24.3	1.5	0.8	M22x1,5	-
8-E27	27	23.9	29.2	1.5	0.8	M26x1,5 M27x2	3/4-14
8-E33	33	29.7	35.7	2	1	M33x2	1-11
8-E42	42	38.8	45.8	2	1	M42x2	1.1/4-11
8-E48	48	44.7	50.7	2	1	M48x2	1.1/2-11

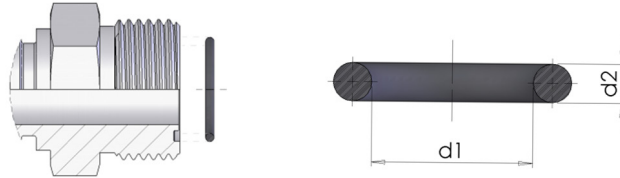
## O-Ring for Metric Male (ISO 6149)



Part number	d1	d2	FILETTATURA	
			Metrica	dash
8MI-8-8.1X1.6	8.1	1.6	M10x1	10
8MI-8-9.3X2.2	9.3	2.2	M12x1,5	12
8MI-8-11.3X2.2	11.3	2.2	M14x1,5	14
8MI-8-13.3X2.2	13.3	2.2	M16x1,5	16
8MI-8-15.3X2.2	15.3	2.2	M18x1,5	18
8MI-8-19.3X2.2	19.3	2.2	M22x1,5	22
8MI-8-23.6X2.9	23.6	2.9	M27x2	27
8MI-8-29.6X2.9	29.6	2.9	M33x2	33
8MI-8-38.6X2.9	38.6	2.9	M42x2	42
8MI-8-44.6X2.9	44.6	2.9	M48x2	48

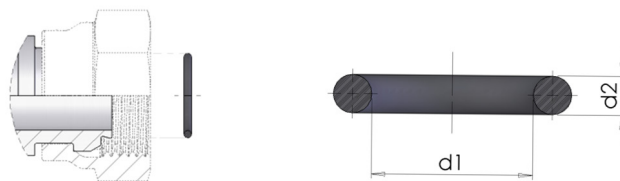


## O-Ring for ORFS Male



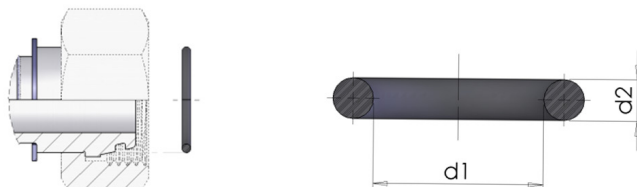
Part number	rif. Usa	rif. Eng.	d1	d2	FILETTATURA	
					UNF	dash
8-107	2-11	2031	7.66	1.78	9/16x18	06
8-110	2-12	2037	9.25	1.78	11/16x16	09
8-2050	2-14	2050	12.42	1.78	13/16x16	11
8-2062	2-16	2062	15.6	1.78	1x14	13
8-2075	2-18	2075	18.77	1.78	1-3/16x12	14
8-2080	2-21	2080	23.52	1.78	1-7/16x12	15
8-2118	2-25	2118	29.87	1.78	1-11/16x12	21
8-2150	2-29	2150	37.82	1.78	2x12	32

## O-Ring for BSPP cone



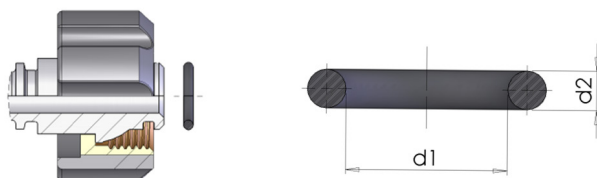
Part number	rif. Usa	rif. Eng.	d1	d2	FILETTATURA	
					Pollici	dash
8-5.5x1	-	-	5.5	1	1/4-19	04
8-7.1x1.6	-	-	7.1	1.6	3/8-19	06
8-11.1x1.6	-	-	11.1	1.6	1/2-14	08
8-2056	2-15	2056	14	1.78	5/8-14	10
8-15.1x1.6	-	-	15.1	1.6	3/4-14	12
8-2087	2-20	2087	21.95	1.78	1-11	16
8-2112	2-24	2112	28.3	1.78	1.1/4-11	20
8-2118	2-25	2118	29.87	1.78	1.1/2-11	24
8-2-32	2-32	2187	47.37	1.78	2-11	32

## O-Ring for Metric 24°



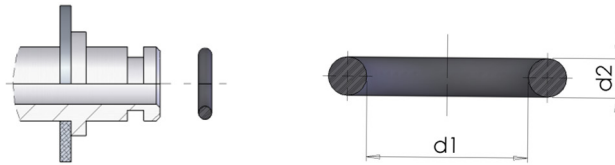
Part number	d1	d2	DKOL	DKOS	tube
	8-4x1.5	4	1.5	M12x1,5	M14x1,5
8-6x1.5	6	1.5	M14x1,5	M16x1,5	8
8-7.5x1.5	7.5	1.5	M16x1,5	M18x1,5	10
8-9x1.5	9	1.5	M18x1,5	M20x1,5	12
8-10x2	10	2	-	M22x1,5	14
8-12x2	12	2	M22x1,5	M24x1,5	15-16
8-15x2	15	2	M26x1,5	-	18
8-16.3x2.4	16.3	2.4	-	M30x2	20
8-20x2	20	2	M30x2	-	22
8-20.3x2.4	20.3	2.4	-	M36x2	25
8-26x2	26	2	M36x2	-	28
8-25.3x2.4	25.3	2.4	-	M42x2	30
8-32x2.5	32	2.5	M45x2	-	35
8-33.3x2.4	33.3	2.4	-	M52x2	38
8-38x2.5	38	2.5	M52x2	-	42

## O-Ring for "K" male



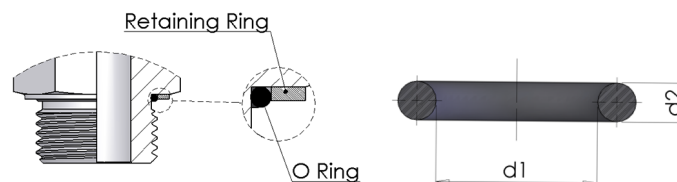
Part number	d1	d2	FILETTATURA		
			Metrica	Pollici	dash
8-10x2	10	2	M22X1.5	1/8"-28	02

## O-Ring for "K" insert (for gun)



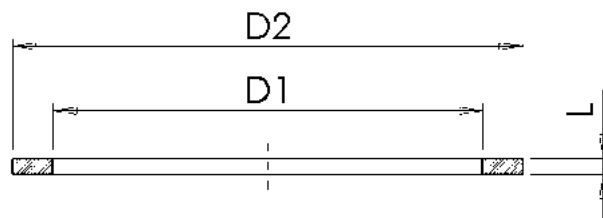
Part number	FILETTATURA			
	d1	d2	Pollici	dash
8-105	6.07	1.78	1/8"-28	02

## O-Ring for BSP MALE (ISO 1179-3)



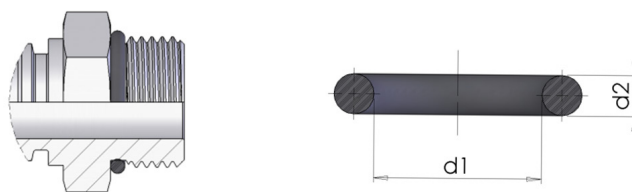
Part number					FILETTATURA	
	rif. Usa	rif. Eng.	d1	d2	Pollici	dash
8-8X1.88	-	-	7.97	1.88	1/8-28	02
8-113	2-111	3043	10.78	2.62	1/4-19	04
8-118	2-113	3056	13.95	2.62	3/8-19	06
8-123	5-256	123	17.86	2.62	1/2-14	08
8-3093	2-119	3093	23.47	2.62	3/4-14	12
8-29.47X3.53	-	-	29.47	3.53	1-11	16
8-37.69X3.53	2-222	4150	37.69	3.53	1.1/4-11	20
8-4175	2-224	4175	44.04	3.53	1.1/2-11	24

## Retaining Ring for BSP Male (ISO 1179-3)



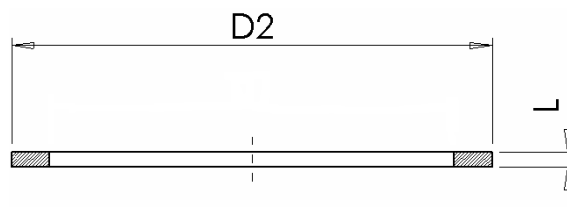
Part number	d1	L	d2	FILETTATURA	
				Pollici	dash
8-R15X1.4	12.2	1.4	15	1/8-28	02
8-R19.5X1.9	16.15	1.9	19.5	1/4-19	04
8-R23.5X1.9	19.5	1.9	23.5	3/8-19	06
8-R28.5X1.9	23.3	1.9	28.5	1/2-14	08
8-R34.5X1.9	28.6	1.9	34.5	3/4-14	12
8-R43.5X2.6	36.6	2.6	43.5	1-11	16
8-R52.5X2.6	44.9	2.6	52.5	1.1/4-11	20
8-R60X2.6	50.9	2.6	60	1.1/2-11	24

## O-Ring for Metric Male



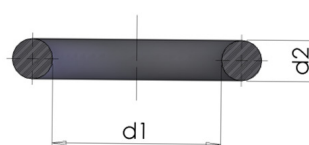
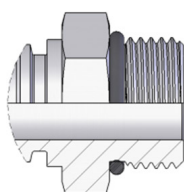
Part number	d1	d2	FILETTATURA	
			Metrica	dash
8-8X1.8	8	1.8	M10x1	10
8-9.3X2.2	9.3	2.2	M12x1,5	12
8-11.3X2.2	11.3	2.2	M14x1,5	14
8-13.3X2.2	13.3	2.2	M16x1,5	16
8-3062	15.54	2.62	M18x1,5	18
8-19X2.65	19	2.65	M22x1,5	22
8-23.47X2.95	23.47	2.95	M27x2	27
8-29.4X3.1	29.4	3.1	M33x2	33
8-38X3.5	38	3.5	M42x2	42
8-4175	44.04	3.53	M48x2	48

## Retaining Ring for Metric Male



Part number	FILETTATURA			
	L	D2	Metrica	dash
8-R14.8X1	1	14.8	M10x1	10
8-R17.8X1.3	1.3	17.8	M12x1,5	12
8-R19.8X1.3	1.3	19.8	M14x1,5	14
8-R21.8X1.5	1.5	21.8	M16x1,5	16
8-R23.8X2	2	23.8	M18x1,5	18
8-R27.8X1.3	1.3	27.8	M22x1,5	22
8-R32.8X2	2	32.8	M27x2	27
8-R39.8X2	2	39.8	M33x2	33
8-R49.8X2	2	49.8	M42x2	42
8-R55.8X2	2	55.8	M48x2	48

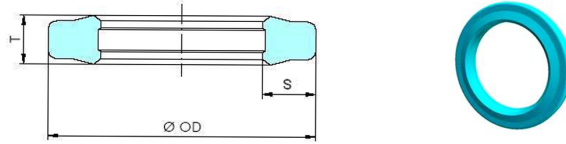
## O-Ring for SAE Male (ISO 11926)



Part number	FILETTATURA			
	d1	d2	UNF	dash
8-8.92x1.83	8.92	1.83	7/16x20	04
8-10.52x1.83	10.52	1.83	1/2x20	05
8-11.89x1.98	11.89	1.98	9/16x18	06
8-16.36x2.21	16.36	2.21	3/4x16	08
8-19.18x2.46	19.18	2.46	7/8x14	10
8-23.47x2.95	23.47	2.95	1-1/16x12	12
8-29.74x2.95	29.74	2.95	1-5/16x12	16
8-37.47x3	37.47	3	1-5/8x12	20

# GPP0

Polyurethane seal for SAE J 518 flange ( 3000 PSI and 6000 PSI ) and Cat" flanges



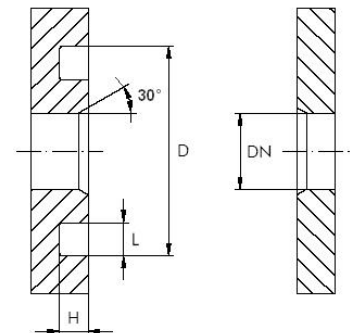
**Features:**

- **Standard material:** Pu41 - Blue polyurethane 93 shore A
- **Max temperature:** -30°C + 100°C
- **Max working pressure:** 610 bar
- Good abrasion resistance
- Very high resistance to extrusion
- Low compression set
- The sealing edge offers a very good sealing functions
- Usable for rogh surface finish

Standard seals are supplied in NBR 70. On request even in NBR 90, FPM e in EPDM.

Part Number	Dimensions			
	Size	OD	S	T
GPP0-08	1/2"	25.5	3.8	3.4
GPP0-12	3/4"	31.8	3.8	3.4
GPP0-16	1"	39.6	3.8	3.4
GPP0-20	1.1/4"	44.5	3.8	3.4
GPP0-24	1.1/2"	53.8	3.8	3.4
GPP0-32	2"	63.4	3.8	3.4

Size	DN	D	H	L
		Min-Max	Min-Max	Min-Max
1/2"	13	25.40-25.83	2.79-2.92	3.94-4.45
3/4"	19	31.75-31.88	2.79-2.92	3.94-4.45
1"	25	39.62-39.75	2.79-2.92	3.94-4.45
1.1/4"	32	44.45-44.58	2.79-2.92	3.94-4.45
1.1/2"	38	53.72-53.98	2.79-2.92	3.94-4.45
2"	51	62.50-63.25	2.79-2.92	3.94-4.45



Comparison between different features of elastomers

MATERIAL:

Features	NBR	FPM	EPDM
Compression set	1	1	3
Resistance to tearing	2	2	3
Resistance to abrasion	2	2-3	2
Resistance to ageing	4	1	2
Ozone resistance	4	1	2
Resistance to oil and greasy	2	1	5
Resistance to combustibles	4**	2**	5
Resistance to hot water (°C)	80**	80**	130
Resistance to steam (°C)	-	-	130
Resistance to warmth standard materials (°C)	100	200	130
Resistance to warmth special materials (°C)	120	-	-
Resistance to standard materials low temperature (°C)	-30	-15	-45
Resistance to special materials low temperature (°C)	-50	-35	-

Legend:

1 Excellent / 2 good / 3 medium / 4 low / 5 weak

\* short length / \*\* best result only with special materials

## BOXG-BS-70

Box O-ring NBR 70 shore

British standard

ASTM D - 2000 SAE J200

30 Sizes = 382 PIECES



## BOXH-MS-70

Box O-ring NBR 70 shore

Metric standard

ASTM D - 2000 SAE J200

30 Sizes = 382 PIECES



Part number	Nominal sizes			Q.ty nr.
	I/D	O/D	Section	
8-2012	2.90	6.46	1.78	20
8-102	3.68	7.24	1.78	20
8-103	4.48	8.04	1.78	20
8-2021	5.28	8.84	1.78	20
8-105	6.07	9.63	1.78	20
8-107	7.65	11.21	1.78	20
8-110	9.25	12.81	1.78	20
8-3037	9.19	14.43	2.62	13
8-113	10.77	16.01	2.62	13
8-3050	12.37	17.61	2.62	13
8-118	13.94	19.18	2.62	13
8-3062	15.54	20.78	2.62	13
8-3068	17.12	22.36	2.62	13
8-124	18.72	23.96	2.62	13
8-4075	18.64	25.70	3.53	10
8-4081	20.22	27.28	3.53	10
8-4087	21.82	28.88	3.53	10
8-4083	23.39	30.45	3.53	10
8-4100	24.99	32.05	3.53	10
8-4106	26.57	33.63	3.53	10
8-4112	28.17	35.23	3.53	10
8-29.74X3.53	29.74	36.80	3.53	10
8-4125	31.34	38.40	3.53	10
8-4131	32.92	39.98	3.53	10
8-4137	34.52	41.58	3.53	10
8-4143	36.09	43.15	3.53	10
8-37.69X3.53	37.69	44.75	3.53	10
8-6150	37.47	48.13	5.33	7
8-6162	40.64	51.30	5.33	7
8-6175	43.82	54.48	5.33	7

Part number	Nominal sizes			Q.ty nr.
	I/D	O/D	Section	
8-3X2	3.00	7.00	2.00	18
8-4X2	4.00	8.00	2.00	18
8-5X2	5.00	9.00	2.00	18
8-6X2	6.00	10.00	2.00	18
8-7X2	7.00	11.00	2.00	17
8-8X2	8.00	12.00	2.00	17
8-10X2	10.00	14.00	2.00	17
8-10X2.5	10.00	15.00	2.50	14
8-11X2.5	11.00	16.00	2.50	14
8-12X2.5	12.00	17.00	2.50	14
8-14X2.5	14.00	19.00	2.50	14
8-16X2.5	16.00	21.00	2.50	14
8-17X2.5	17.00	22.00	2.50	14
8-19X2.5	19.00	24.00	2.50	14
8-19X3	19.00	25.00	3.00	12
8-20X3	20.00	26.00	3.00	12
8-22X3	22.00	28.00	3.00	12
8-24X3	24.00	30.00	3.00	12
8-25X3	25.00	31.00	3.00	12
8-27X3	27.00	33.00	3.00	12
8-28X3	28.00	34.00	3.00	12
8-30X3	30.00	36.00	3.00	12
8-32X3	32.00	38.00	3.00	12
8-33X3	33.00	39.00	3.00	12
8-35X3	35.00	41.00	3.00	12
8-36X3	36.00	42.00	3.00	12
8-38X3	38.00	44.00	3.00	12
8-38X4	38.00	46.00	4.00	9
8-42X4	42.00	49.00	4.00	9
8-45X4	45.00	52.00	4.00	9



## BOXBG

### BSP -Self-centering bonded seal kit

The self-centering Bonded Seal kit includes:



Part number	Dimensions				
	ID	OD	d4	d5	s
RBGA-02	10.37	15.88	11.84	8.26	2
RBGA-04	13.74	20.57	15.21	11.18	2
RBGA-06	17.28	23.8	18.75	14.76	2
RBGA-08	21.54	28.58	23.01	18.24	2.47
RBGA-12	27.05	34.93	28.53	23.83	2.47
RBGA-16	33.89	42.8	36.88	29.92	3.4

## PSPT-PU\_ \_

### Standard projectiles

Flexible polyurethane



Part number	I.D.		pcs
	Inch	mm	
PSPT-PU05	3/16"	3,5 - 5	100
PSPT-PU07	1/4"	4,5 - 7	100
PSPT-PU10	5/16"	6 - 9	100
PSPT-PU12	3/8"	7 - 11	100
PSPT-PU14	1/2"	9 - 14	100
PSPT-PU18	5/8"	11 - 17	50
PSPT-PU22	3/4"	13 - 19	50
PSPT-PU26	1"	16,5 - 25	50
PSPT-PU30	1-1/4"	20 - 31	20
PSPT-PU40	1-1/2"	25 - 40	20
PSPT-PU55	2"	32 - 55	20

## PSPT06-50

### Classic cleaner gun

Cast aluminium



Part number	I.D.	
	Inch	mm
PSPT06-50	3/16" to 2"	5 to 6

## PSPT-UU \_ \_

### Hose nozzle

Black thermoplast



Part number	I.D.
	Inch
PSPT-UU04	3/16"
PSPT-UU06	1/4"
PSPT-UU08	5/16"
PSPT-UU10	3/8"
PSPT-UU13	1/2"
PSPT-UU16	5/8"
PSPT-UU19	3/4"
PSPT-UU25	1"
PSPT-UU32	1-1/4"
PSPT-UU38	1-1/2"
PSPT-UU50	2"

## PSPT-UU \_ \_ - STEEL

### Hose nozzle (steel)

Nickel-plated steel

For the nozzles from PSPT UU04-STEEL-to-PSPT UU32-STEEL is required the use of the adapter **PSPT-AD**.



Part number	I.D.
	Inch
PSPT-UU04	3/16"
PSPT-UU06	1/4"
PSPT-UU08	5/16"
PSPT-UU10	3/8"
PSPT-UU13	1/2"
PSPT-UU16	5/8"
PSPT-UU19	3/4"
PSPT-UU25	1"
PSPT-UU32	1-1/4"
PSPT-UU38	1-1/2"
PSPT-UU50	2"

## KIT CLEANER

### Hose cleaning set

PSPT06-50-KIT CLASSIC

Kit includes :

- 1 Classic cleaner gun
- 11 Thermoplastic hose nozzles (3/16" - 2")
- 1 Protective carrying case



PSPT06-50-KIT STEEL

Kit includes :

- 1 Classic cleaner gun
- 11 Steel hose nozzles (3/16" - 2")
- 1 Protective carrying case





# Analytics Index

CAFV .....	107	TF50008.....	79
CFVS.....	106	TF50017.....	10
CTA.....	108	TF50018.....	83
Female plug.....	111	TF5M012.....	13
GP085.....	105	TFW0070 .....	55
HSM .....	109	TFW0085 .....	56
Male plug.....	110	TFW0110 TFW0100 .....	57
MANB.....	101	TFW0125 TFW0120 .....	58
MANN.....	101	TFW0145 TFW0135 .....	59
Manual with bss.....	109	THD0021.....	32
Manual without bss .....	109	THDB45H .....	39
PFS3.....	112	THE0L1K THE0L2K.....	65
PFS6.....	112	THE001K.....	33
POCG.....	112	THE002K .....	34
Protection plugs.....	111	THE003K .....	35
RB00 .....	115	THE201K.....	36
RBGA.....	116	THE202K.....	40
RBMO.....	115	THE2M2K .....	38
RBMA.....	116	THE2J2K.....	66
RG00.....	114	THEMMDR .....	71
RM00.....	114	THEP51K .....	67
SAPB .....	102	THL201K .....	60
SKPB .....	103	THL202K.....	61
T2E101K .....	62	THN201K THB201K .....	52
T2E102K .....	63	THN202K THB202K.....	53
Table mounted .....	109	THN2011 THB2011.....	50
TBOP350 .....	73	THN2021 THB2021.....	51
TF00LTC.....	94	TIO0CO2.....	85
TF000T1 .....	90	TMBS .....	113
TF000T2.....	92	TPRS .....	104
TF00THP .....	93	TSW2280 .....	54
TF00TP1.....	91	TTRK200 .....	68
TFA201K.....	8	TTRK250.....	69
TFA202K.....	9	TTRK350.....	70
TFE02TE .....	15		
TFD03TE.....	17		
TFD04SP.....	11		
TFD0012 .....	4		
TFD0021.....	5		
TFDC011B .....	24		
TFDE011.....	64		
TFDG015 .....	42		
TFDH011B .....	25		
TFDH021B .....	26		
TFDL011N.....	27		
TFDL021N.....	28		
TFDM4SP .....	12		
TFDR013 .....	41		
TFDR015 .....	22		
TFDR45H.....	40		
TFE0P15.....	31		
TFE001K.....	6		
TFE002K.....	7		
TFEM02KN.....	29		
TFN001K TFB001K .....	48		
TFN002K TFB002K.....	49		
TFN0011 TFB0011.....	46		
TFN0021 TFB0021 .....	47		
TF500CP.....	86		
TF500H1 .....	80		
TF500H2.....	81		
TF500HP.....	82		
TF500MP.....	84		
TF50003.....	16		
TF50004.....	18		
TF504JG THS00JG .....	72		
TF50005.....	19		
TF50006.....	14		
TF50007.....	78		

## Section Index

### International Standard ..... 1

Hypress One 1SN.....	4
Hypress Two 2SN.....	5
INTERPUMP Hypress 1SC.....	6
INTERPUMP Hypress 2SC.....	7
Hypress EASY K 1SC.....	8
Hypress EASY K 2SC.....	9
Hypress R17.....	10
INTERPUMP Hypress 4SP.....	11
INTERPUMP Hypress 4SP.....	12
INTERPUMP Hypress R12.....	13
Hypress UniLock.....	14
Hypress 2TE.....	15
EN 854 SAE 100R3.....	16
EN 854 3TE.....	17
INTERPUMP Hy-VACUUM - SAE 100R4.....	18
SAE 100R5.....	19

### High Performance ..... 20

INTERPUMP COMPRESSOR.....	24
INTERPUMP HyCelsius 1SN.....	25
INTERPUMP HyCelsius 2SN.....	26
INTERPUMP HyFreeze 1SN.....	27
INTERPUMP HyFreeze 2SN.....	28
INTERPUMP HyOzone.....	29
INTERPUMP PilotFlex 120.....	30
INTERPUMP Pilot Plus 150.....	31
INTERPUMP Kaizen 2SN.....	32
INTERPUMP Hipac 1SC.....	33
INTERPUMP Hipac 2SC.....	34
INTERPUMP Hipac 3SC.....	35
INTERPUMP LongLife 1SC.....	36
INTERPUMP LongLife 2SC.....	37
INTERPUMP MARATHON 2SC.....	38
BIO - FLEX.....	39
INTERPUMP HyGreen 4SH.....	40
INTERPUMP HyGreen R13.....	41
INTERPUMP HyGreen R15.....	42

### Solution for Applications ..... 43

INTERPUMP Jet 1SN.....	46
INTERPUMP Jet 2SN.....	47
INTERPUMP Jet 1SC.....	48
INTERPUMP Jet 2SC.....	49
INTERPUMP Jet Plus 1SN.....	50
INTERPUMP Jet Plus 2SN.....	51
INTERPUMP Jet Plus 1SC.....	52
INTERPUMP Jet Plus 2SC.....	53
INTERPUMP SEWERJET 280.....	54
INTERPUMP HyBLAST 10k.....	55
INTERPUMP HyBLAST 12k.....	56
INTERPUMP HyBLAST 15k.....	57
INTERPUMP HyBLAST 18k.....	58
INTERPUMP HyBLAST 20k.....	59
INTERPUMP LongLift 1SC.....	60
INTERPUMP LongLift 2SC.....	61
INTERPUMP LongLife Dual 1SC.....	62

INTERPUMP LongLife Dual 2SC.....	63
Hypress HyRail.....	64
INTERPUMP Power Lift - 1SC/2SC.....	65
INTERPUMP HYJACK.....	66
Hypress Snow Storm 1SC.....	67
INTERPUMP HyTruck 200 bar.....	68
INTERPUMP HyTruck 250 bar.....	69
INTERPUMP HyTruck 350 bar.....	70
Hypress Mega Drill.....	71
INTERPUMP Mega Jet.....	72
INTERPUMP BOP FIRESCREEN 5000.....	73
INTERPUMP HyGEAR 1SC.....	74

### Thermoplastic..... 76

SAE 100R7.....	78
SAE 100R8.....	79
One high tensile steel wire braid.....	80
Two high tensile steel wire braid.....	81
INTERPUMP HyUltra.....	82
R18 Low temperature.....	83
Mini- lexible.....	84
INTERPUMP HyFire.....	85
Costant pressure low temperature.....	86

### P.T.F.E.Hoses ..... 88

Tubo P.T.F.E. tipo T1.....	90
Tubo P.T.F.E. tipo TP1.....	91
Tubo P.T.F.E. tipo T2.....	92
Tubo P.T.F.E. tipo THP.....	93
Tubo P.T.F.E. corrugato tipo LTC.....	94

### Accessories..... 96







# INTERPUMP

FLUID SOLUTIONS 

Powered by I.M.M. Hydraulics

